

Historic Grand Prix 2020

Masters Historic Sports Cars
Laps and Sector Times - Free Practice

4 - 6 September 2020
Zandvoort GP - 4259 mtr.

59 Brooks-Beebee									Lola T70 MK3B										
lap	Sect-1	Speed	Sect-2	Speed	Sect-3	Speed	TopSpeed	laptime	pit	lap	Sect-1	Speed	Sect-2	Speed	Sect-3	Speed	Topspeed	laptime	pit
1	Pit Out	137.8	44.683	175.6	37.122	222.7		2:08.796		7	38.449	167.4	41.647	162.4	Pit In		184.6	2:04.210	
2		39.914	146.3	42.556	186.5	34.235	235.3	171.3	1:56.705	8	Pit Out	142.9	41.433	184.0	Pit In			4:26.150	
3		39.469	167.4	43.043	187.2	34.400	233.3	175.9	1:56.912	9	Pit Out	153.0	40.601	185.2	34.789	222.7		2:18.671	
4		38.955	160.5	41.054	189.1	34.868	228.8	187.4	1:54.877	10		38.143	170.9	39.152	200.0	33.185	229.3	178.8	1:50.480
5		39.474	172.2	40.405	193.5	34.424	232.3	171.8	1:54.303	11	<u>37.089</u>	<u>175.3</u>	<u>38.506</u>	<u>202.2</u>	<u>32.286</u>	<u>238.4</u>	<u>191.3</u>	<u>1:47.881</u>	
6		38.269	169.8	40.353	194.9	34.560	231.8	189.0	1:53.182	12									

75 Eric Mestdagh									Lola T70 MK3B										
lap	Sect-1	Speed	Sect-2	Speed	Sect-3	Speed	TopSpeed	laptime	pit	lap	Sect-1	Speed	Sect-2	Speed	Sect-3	Speed	Topspeed	laptime	pit
1	Pit Out	136.7	44.667	161.9	36.278	210.1		2:11.463		7	38.034	<u>183.1</u>	<u>38.532</u>	191.8	33.231	226.4	187.4	1:49.797	
2		40.562	160.0	40.575	178.8	35.306	220.4	175.7	1:56.443	8	37.482	181.2	38.732	201.9	32.931	234.3	171.0	<u>1:49.145</u>	
3		38.039	177.9	39.178	189.5	34.052	229.8	172.9	1:51.269	9	<u>37.481</u>	178.2	38.888	<u>206.5</u>	33.021	234.3	185.8	1:49.390	
4		45.189	171.7	50.928	178.8	35.141	225.9	<u>210.1</u>	2:11.258	10	38.547	178.8	39.771	197.1	Pit In			189.7	2:04.157
5		39.729	165.1	39.753	194.6	Pit In		197.9	2:05.148	11	Pit Out	166.4	40.039	186.5	<u>32.864</u>	<u>237.4</u>	70.2	3:38.975	
6	Pit Out	168.2	39.406	193.2	33.409	233.3	59.5	3:18.767		12									

76 Matthew Wrigley									Chevron B19										
lap	Sect-1	Speed	Sect-2	Speed	Sect-3	Speed	TopSpeed	laptime	pit	lap	Sect-1	Speed	Sect-2	Speed	Sect-3	Speed	Topspeed	laptime	pit
1	Pit Out	145.9	44.413	168.5	Pit In			2:10.005		7	36.924	191.5	39.022	<u>195.3</u>	31.702	228.8	184.6	1:47.648	
2	Pit Out	173.4	40.503	186.2	33.544	222.2		2:22.505		8	<u>36.639</u>	200.4	38.592	192.5	31.712	228.3	<u>184.9</u>	1:46.943	
3		37.702	189.8	39.532	185.6	32.615	225.9	178.5	1:49.849	9	39.575	180.0	42.820	147.3	Pit In		178.8	2:06.988	
4		37.714	191.8	38.769	190.8	32.977	224.5	171.8	1:49.460	10	Pit Out	183.1	41.305	186.9	32.520	226.9		4:33.972	
5		37.590	193.9	38.960	190.5	32.342	227.4	168.9	1:48.892	11	36.865	<u>202.2</u>	<u>38.209</u>	<u>195.3</u>	<u>31.694</u>	<u>230.3</u>	180.0	<u>1:46.768</u>	
6		37.280	194.2	38.744	191.2	32.256	228.8	179.1	1:48.280	12									

Historic Grand Prix 2020

Masters Historic Sports Cars
Laptimes - Free Practice

4 - 6 September 2020
Zandvoort GP - 4259 mtr.

Nbr	Name	Laps	lap	Lap ..1	Lap ..2	Lap ..3	Lap ..4	Lap ..5	Lap ..6	Lap ..7	Lap ..8	Lap ..9	Lap ..0
34	Hart-Pastorelli	13	1 - 10	2:06.353	1:47.615	1:43.883	1:56.161	3:08.344	1:46.659	1:45.520	1:45.548	1:45.313	1:45.126
			11 - 20	1:45.602	1:44.882	1:45.277							
10	Manfredo Rossi di Montelera	10	1 - 10	2:29.178	2:06.895	1:53.390	1:47.872	1:52.586	1:45.601	1:46.967	1:44.759	1:44.337	2:33.436
76	Matthew Wrigley	11	1 - 10	2:10.005	2:22.505	1:49.849	1:49.460	1:48.892	1:48.280	1:47.648	1:46.943	2:06.988	4:33.972
			11 - 20	1:46.768									
26	Marc Devis	12	1 - 10	2:06.992	1:54.409	1:53.295	1:51.806	1:50.347	1:51.446	2:01.961	4:10.490	1:48.705	1:49.724
			11 - 20	1:48.386	1:47.787								
59	Brooks-Beebee	11	1 - 10	2:08.796	1:56.705	1:56.912	1:54.877	1:54.303	1:53.182	2:04.210	4:26.150	2:18.671	1:50.480
			11 - 20	1:47.881									
75	Eric Mestdagh	11	1 - 10	2:11.463	1:56.443	1:51.269	2:11.258	2:05.148	3:18.767	1:49.797	1:49.145	1:49.390	2:04.157
			11 - 20	3:38.975									
27	John Sheldon	11	1 - 10	2:12.806	2:03.360	1:55.534	1:56.250	1:53.855	1:53.882	2:05.139	4:58.276	1:52.793	1:51.900
			11 - 20	1:51.218									
37	Ditting-Hancock	11	1 - 10	2:22.921	2:49.244	1:56.529	1:53.649	1:53.098	1:52.094	2:02.768	4:24.729	1:52.741	1:52.002
			11 - 20	1:52.395									
53	Chris Lillingston-Price	12	1 - 10	2:14.573	2:01.747	1:58.492	1:55.130	2:02.325	1:52.328	1:52.752	1:54.034	1:53.274	1:53.119
			11 - 20	1:52.122	1:52.635								
16	Jolly-Farthing	11	1 - 10	2:19.850	2:08.220	2:04.139	2:01.769	1:58.962	2:08.918	4:37.454	1:58.674	1:57.550	1:55.589
			11 - 20	1:55.432									

Historic Grand Prix 2020

Masters Historic Sports Cars
Result of Free Practice

4 - 6 September 2020
Zandvoort GP - 4259 mtr.

Hulme: Pre-1966 Period F Sports Prototypes and GT cars

Pos	Nbr	Name / Team	Car	Fastest	In	Gap	Diff	Laps	Km/h
1	16	Jolly-Farthing(GB) Wren Classics	Cooper Monaco T61M	1:55.432	11			11	132.83

Bonnier: Pre-1971 Sports Prototypes and GT cars under 2.000 cm3 conforming to a specification

Pos	Nbr	Name / Team	Car	Fastest	In	Gap	Diff	Laps	Km/h
1	53	Chris Lillingston-Price (GB) OC Racing	Chevron B8	1:52.122	11			12	136.75

Rodriguez: Pre-1971 Sport Prototypes and GT cars over 2.000cm3 conforming to a specification

Pos	Nbr	Name / Team	Car	Fastest	In	Gap	Diff	Laps	Km/h
1	34	Hart-Pastorelli(NL) DHG Racing	Lola T70 MK3B	1:43.883	3			13	147.59
2	59	Brooks-Beebee(GB) OC Racing	Lola T70 MK3B	1:47.881	11	3.998	3.998	11	142.12
3	75	Eric Mestdagh(BE) Olivier Saive	Lola T70 MK3B	1:49.145	8	5.262	1.264	11	140.48
4	37	Ditting-Hancock(DE) Steinke Sportwagen Service	Lola T70 MK3	1:52.002	10	8.119	2.857	11	136.89

Siffert: "Closed" Sports Prototypes under 2000cm³, conforming to a specification between

Pos	Nbr	Name / Team	Car	Fastest	In	Gap	Diff	Laps	Km/h
1	27	John Sheldon(GB) RW Racing	Chevron B16	1:51.218	11			11	137.86

Marko: "Open" Sports Prototypes under 2000cm³, conforming to a specification between

Pos	Nbr	Name / Team	Car	Fastest	In	Gap	Diff	Laps	Km/h
1	76	Matthew Wrigley(GB) Jim Simkin Racing	Chevron B19	1:46.768	11			11	143.60
2	26	Marc Devis(BE) OC Racing	Chevron B19	1:47.787	12	1.019	1.019	12	142.25

Stommelen: "Open" Sports Prototypes under 2000cm³, conforming to a specification between

Pos	Nbr	Name / Team	Car	Fastest	In	Gap	Diff	Laps	Km/h
1	10	Manfredo Rossi di Montelera (IT) Kendle Adam Motorsport	Abarth Osella PA1	1:44.337	9			10	146.95

Fastest time : 1:43.883 in lap 3 by nbr. 34 : Hart-Pastorelli (Lola T70 MK3B)

Results: www.raceresults.nu

Timekeeping by : Circuit Park Zandvoort

Publication-time

Time Printed : 04-09-2020 - 11:52

Race Director

Martin van de Pavert

Timekeeper

Floortje Snoek (KNAF 36409)



Historic Grand Prix 2020

Masters Historic Sports Cars
Sector analyse - Free Practice

4 - 6 September 2020
Zandvoort GP - 4259 mtr.

Pos	Nbr	Name / Team name	Sector 1			Sector 2			Sector 3			theoretical best	Actual best	In
			time	Lap	pos	time	Lap	pos	time	Lap	pos			
1	34	Hart-Pastorelli	35.830	3	2	36.913	3	1	31.099	12	1	1:43.842	1:43.883	3
2	10	Manfredo Rossi di Montelera	35.466	9	1	37.029	9	2	31.494	8	2	1:43.989	1:44.337	9
3	76	Matthew Wrigley	36.639	8	3	38.209	11	4	31.694	11	3	1:46.542	1:46.768	11
4	26	Marc Devis	37.203	9	5	38.076	12	3	32.501	12	5	1:47.780	1:47.787	12
5	59	Brooks-Beebee	37.089	11	4	38.506	11	5	32.286	11	4	1:47.881	1:47.881	11
6	75	Eric Mestdagh	37.481	9	6	38.532	7	6	32.864	11	6	1:48.877	1:49.145	8
7	27	John Sheldon	38.077	11	7	39.534	11	7	33.525	10	9	1:51.136	1:51.218	11
8	37	Ditting-Hancock	38.532	6	9	39.584	11	8	33.120	10	7	1:51.236	1:52.002	10
9	53	Chris Lillings ton-Price	38.212	12	8	39.724	10	9	33.582	11	10	1:51.518	1:52.122	11
10	16	Jolly-Farthing	40.274	11	10	41.229	11	10	33.467	10	8	1:54.970	1:55.432	11

Historic Grand Prix 2020

Heat name : Masters Historic Sports Cars - Free Practice
 Heat Date : 04 September 2020
 Track name : Zandvoort GP - 4259 mtr.

Participants Started	: 10	Participants Classified	: 10
Participants Finished	: 9	Participants Not Classified	: 0
Participants Not Finished	: 1		

Green flag at	: 11:25:00	Heat recording start time	: 11:23:12
Finish flag waved at	: 11:50:00	Heat recording end time	: 11:51:38
Total time under Green	: 25:00	Total of All Laps in Heat	: 113
Number of cautions	: 0	Total time under Yellow	: 00:00:00
Number of code-60's	: 0	Total time under Code-60	: 00:00:00

Best Lap time history during the Heat

#	Nbr	lap time	in lap	Name	Car	time of day
1	16	2:08.220	2	Jolly-Farthing	Cooper Monaco T61M	11:29:55
2	75	1:56.443	2	Eric Mestdaqh	Lola T70 MK3B	11:30:20
3	34	1:47.615	2	Hart-Pastorelli	Lola T70 MK3B	11:30:20
4	34	1:43.883	3	Hart-Pastorelli	Lola T70 MK3B	11:32:04

Summary of best laptimes per class

Nbr	Name / Team name	Car	Cls	Fastest Laptime	In	Speed
16	Jolly-Farthing	Cooper Monaco T61M	Hul	1:55.432	11	132.83
53	Chris Lillingston-Price	Chevron B8	Bon	1:52.122	11	136.75
34	Hart-Pastorelli	Lola T70 MK3B	Rod	1:43.883	3	147.59
27	John Sheldon	Chevron B16	Sif	1:51.218	11	137.86
76	Matthew Wrigley	Chevron B19	Mar	1:46.768	11	143.60
10	Manfredo Rossi di Montelera	Abarth Osella PA1	Sto	1:44.337	9	146.95

Historic Grand Prix 2020

Masters Historic Sports Cars Result of Free Practice

4 - 6 September 2020
Zandvoort GP - 4259 mtr.

Pos	Nbr	Name / Team	Car	Cls	PlC	Fastest	In	Gap	Diff	Laps	Km/h
1	34	Hart-Pastorelli(NL) DHG Racing	Lola T70 MK3B	Rod	1	1:43.883	3			13	147.59
2	10	Manfredo Rossi di Montelera(IT) Kendle Adam Motorsport	Abarth Osella PA1	Sto	1	1:44.337	9	0.454	0.454	10	146.95
3	76	Matthew Wrigley(GB) Jim Simkin Racing	Chevron B19	Mar	1	1:46.768	11	2.885	2.431	11	143.60
4	26	Marc Devis(BE) OC Racing	Chevron B19	Mar	2	1:47.787	12	3.904	1.019	12	142.25
5	59	Brooks-Beebee(GB) OC Racing	Lola T70 MK3B	Rod	2	1:47.881	11	3.998	0.094	11	142.12
6	75	Eric Mestdagh(BE) Olivier Saive	Lola T70 MK3B	Rod	3	1:49.145	8	5.262	1.264	11	140.48
7	27	John Sheldon(GB) RW Racing	Chevron B16	Sif	1	1:51.218	11	7.335	2.073	11	137.86
8	37	Ditting-Hancock(DE) Steinke Sportwagen Service	Lola T70 MK3	Rod	4	1:52.002	10	8.119	0.784	11	136.89
9	53	Chris Lillingston-Price(GB) OC Racing	Chevron B8	Bon	1	1:52.122	11	8.239	0.120	12	136.75
10	16	Jolly-Farthing(GB) WrenClassics	Cooper Monaco T61M	Hul	1	1:55.432	11	11.549	3.310	11	132.83

Fastest time : 1:43.883 in lap 3 by nbr. 34 : Hart-Pastorelli (Lola T70 MK3B)

Results: www.raceresults.nu

Timekeeping by : Circuit Park Zandvoort

Publication-time

Time Printed : 04-09-2020 - 11:51

Race Director

Martin van de Pavert

Timekeeper



Floorije Snoek (KNAF 36409)



Historic Grand Prix 2020

Masters Historic Sports Cars
Laps and Sector Times - Qualification

4 - 6 September 2020
Zandvoort GP - 4259 mtr.

75		Eric Mestdagh								Lola T70 MK3B									
lap	Sect-1	Speed	Sect-2	Speed	Sect-3	Speed	TopSpeed	laptime	pit	lap	Sect-1	Speed	Sect-2	Speed	Sect-3	Speed	Topspeed	laptime	pit
1	Pit Out	139.5	46.833	155.4	36.692	221.8	54.9	2:14.894		5	Pit Out	141.5	45.638	135.8	Pit In		48.8	7:16.206	
2	40.303	168.2	40.315	195.7	33.966	233.8	192.0	1:54.584		6	Pit Out	145.9	46.442	160.7	38.046	216.9	50.7	14:12.053	
3	<u>37.816</u>	<u>174.5</u>	39.796	<u>197.1</u>	<u>33.440</u>	<u>235.8</u>	169.4	<u>1:51.052</u>		7	42.702	146.1	47.186	164.6	38.802	214.7	163.1	2:08.690	
4	38.247	162.2	<u>39.368</u>	192.9	Pit In		<u>197.2</u>	2:06.052		8	43.603	146.7	47.670	165.9	38.963	215.1	158.1	2:10.236	

76		Matthew Wrigley								Chevron B19									
lap	Sect-1	Speed	Sect-2	Speed	Sect-3	Speed	TopSpeed	laptime	pit	lap	Sect-1	Speed	Sect-2	Speed	Sect-3	Speed	Topspeed	laptime	pit
1	Pit Out	141.5	43.802	183.7	33.954	220.0		2:02.979		5	6:41.032	148.8	45.406	169.8	Pit In		177.1	8:15.840	
2	38.764	188.2	39.177	177.0	32.869	226.4	164.5	1:50.810		6	Pit Out	138.5	48.363	150.6	43.305	197.4		16:50.806	
3	36.934	199.6	38.211	192.9	<u>31.724</u>	<u>228.8</u>	177.9	1:46.869		7	44.300	154.7	46.366	170.1	38.895	168.8	150.7	2:09.561	
4	<u>36.761</u>	<u>206.9</u>	<u>37.897</u>	<u>197.1</u>	31.906	227.8	<u>183.6</u>	<u>1:46.564</u>		8									

Historic Grand Prix 2020

Masters Historic Sports Cars
Laptimes - Qualification

4 - 6 September 2020
Zandvoort GP - 4259 mtr.

Nbr	Name	Laps	lap	Lap ..1	Lap ..2	Lap ..3	Lap ..4	Lap ..5	Lap ..6	Lap ..7	Lap ..8	Lap ..9	Lap ..0
34	Hart-Pastorelli	14	1 - 10	2:10.331	1:44.515	1:53.729	1:44.726	6:45.420	2:07.407	2:06.519	2:05.590	2:05.302	2:04.866
			11 - 20	2:03.642	2:02.950	2:03.653	2:13.941						
76	Matthew Wrigley	7	1 - 10	2:02.979	1:50.810	1:46.869	1:46.564	8:15.840	16:50.806	2:09.561			
37	Ditting-Hancock	10	1 - 10	2:07.243	1:49.746	1:48.136	2:03.686	12:34.444	2:21.329	2:19.372	2:26.966	4:12.803	2:18.001
26	Marc Devis	5	1 - 10	2:05.507	1:51.933	1:48.613	1:55.003	7:32.033					
59	Brooks-Beebee	11	1 - 10	2:03.243	1:53.110	1:50.527	1:49.462	7:34.601	2:40.998	6:12.758	2:07.732	2:11.315	2:30.362
			11 - 20	2:15.093									
75	Eric Mestdagh	8	1 - 10	2:14.894	1:54.584	1:51.052	2:06.052	7:16.206	14:12.053	2:08.690	2:10.236		
27	John Sheldon	8	1 - 10	2:18.588	2:00.901	1:54.368	1:52.673	8:04.453	13:04.474	2:13.205	2:13.131		
53	Chris Lillingston-Price	6	1 - 10	2:08.222	1:55.716	1:53.475	24:05.884	2:14.407	2:13.418				
16	Jolly-Farthing	10	1 - 10	2:07.756	1:58.447	1:54.098	1:59.982	7:36.619	2:34.175	2:33.615	2:30.235	2:41.216	8:13.655
10	Manfredo Rossi di Montelera	13	1 - 10	2:40.065	2:46.125	6:40.497	2:04.923	2:02.861	2:03.002	2:00.829	1:59.034	1:58.597	1:59.503
			11 - 20	2:00.558	1:58.269	2:02.760							

Historic Grand Prix 2020

Masters Historic Sports Cars
Result of Qualification

4 - 6 September 2020
Zandvoort GP - 4259 mtr.

Hulme: Pre-1966 Period F Sports Prototypes and GT cars

Pos	Nbr	Name / Team	Car	Fastest	In	Gap	Diff	Laps	Km/h
1	16	Jolly-Farthing(GB) Wren Classics	Cooper Monaco T61M	1:54.098	3			10	134.38

Bonnier: Pre-1971 Sports Prototypes and GT cars under 2.000 cm3 conforming to a specification

Pos	Nbr	Name / Team	Car	Fastest	In	Gap	Diff	Laps	Km/h
1	53	Chris Lillingston-Price (GB) OC Racing	Chevron B8	1:53.475	3			6	135.12

Rodriguez: Pre-1971 Sport Prototypes and GT cars over 2.000cm3 conforming to a specification

Pos	Nbr	Name / Team	Car	Fastest	In	Gap	Diff	Laps	Km/h
1	34	Hart-Pastorelli(NL) DHG Racing	Lola T70 MK3B	1:44.515	2			14	146.70
2	37	Ditting-Hancock(DE) Steinke Sportwagen Service	Lola T70 MK3	1:48.136	3	3.621	3.621	10	141.79
3	59	Brooks-Beebee(GB) OC Racing	Lola T70 MK3B	1:49.462	4	4.947	1.326	11	140.07
4	75	Eric Mestdagh(BE) Olivier Saive	Lola T70 MK3B	1:51.052	3	6.537	1.590	8	138.07

Siffert: "Closed" Sports Prototypes under 2000cm³, conforming to a specification between

Pos	Nbr	Name / Team	Car	Fastest	In	Gap	Diff	Laps	Km/h
1	27	John Sheldon(GB) RW Racing	Chevron B16	1:52.673	4			8	136.08

Marko: "Open" Sports Prototypes under 2000cm³, conforming to a specification between

Pos	Nbr	Name / Team	Car	Fastest	In	Gap	Diff	Laps	Km/h
1	76	Matthew Wrigley(GB) Jim Simkin Racing	Chevron B19	1:46.564	4			7	143.88
2	26	Marc Devis(BE) OC Racing	Chevron B19	1:48.613	3	2.049	2.049	5	141.17

Stommelen: "Open" Sports Prototypes under 2000cm³, conforming to a specification between

Pos	Nbr	Name / Team	Car	Fastest	In	Gap	Diff	Laps	Km/h
1	10	Manfredo Rossi di Montelera (IT) Kendle Adam Motorsport	Abarth Osella PA1	1:58.269	12			13	129.64

Fastest time : 1:44.515 in lap 2 by nbr. 34 : Hart-Pastorelli (Lola T70 MK3B)

Publication-time


Results: www.raceresults.nu

Timekeeping by : Circuit Park Zandvoort

Race Director

Timekeeper

Martin van de Pavert



Floortje Snoek (KNAF 36409)



Historic Grand Prix 2020

Masters Historic Sports Cars
Sector analyse - Qualification

4 - 6 September 2020
Zandvoort GP - 4259 mtr.

Pos	Nbr	Name / Team name	Sector 1			Sector 2			Sector 3			theoretical best	Actual best	In
			time	Lap	pos	time	Lap	pos	time	Lap	pos			
1	34	Hart-Pastorelli	35.092	4	1	36.872	4	1	31.229	2	1	1:43.193	1:44.515	2
2	76	Matthew Wrigley	36.761	4	2	37.897	4	2	31.724	3	2	1:46.382	1:46.564	4
3	37	Ditting-Hancock	37.289	3	3	38.828	3	5	32.019	3	3	1:48.136	1:48.136	3
4	26	Marc Devis	37.428	5	4	38.430	5	3	32.477	3	4	1:48.335	1:48.613	3
5	59	Brooks-Beebee	37.787	3	5	38.450	4	4	32.867	4	5	1:49.104	1:49.462	4
6	75	Eric Mestdagh	37.816	3	6	39.368	4	7	33.440	3	6	1:50.624	1:51.052	3
7	27	John Sheldon	38.470	5	7	39.282	5	6	34.020	4	8	1:51.772	1:52.673	4
8	53	Chris Lillings-ton-Price	38.924	4	8	40.368	3	8	34.095	3	9	1:53.387	1:53.475	3
9	16	Jolly-Farthing	39.431	5	9	40.593	3	9	33.746	3	7	1:53.770	1:54.098	3
10	10	Manfredo Rossi di Montelera	40.314	12	10	41.846	3	10	35.437	9	10	1:57.597	1:58.269	12

Historic Grand Prix 2020

Heat name : Masters Historic Sports Cars - Qualification
 Heat Date : 05 September 2020
 Track name : Zandvoort GP - 4259 mtr.

Participants Started : 10	Participants Classified : 10
Participants Finished : 9	Participants Not Classified : 0
Participants Not Finished : 1	

Green flag at : 10:25:03	Heat recording start time : 10:16:56
Finish flag waved at : 10:58:47	Heat recording end time : 11:01:07
Total time under Green : 33:43	Total of All Laps in Heat : 92
Number of cautions : 0	Total time under Yellow : 00:00:00
Number of code-60's : 0	Total time under Code-60 : 00:00:00

Best Lap time history during the Heat

#	Nbr	lap time	in lap	Name	Car	time of day
1	27	2:00.901	2	John Sheldon	Chevron B16	10:29:37
2	76	1:50.810	2	Matthew Wrigley	Chevron B19	10:29:42
3	37	1:49.746	2	Ditting-Hancock	Lola T70 MK3	10:30:48
4	34	1:44.515	2	Hart-Pastorelli	Lola T70 MK3B	10:30:49

Summary of best laptimes per class

Nbr	Name / Team name	Car	Cls	Fastest Laptime	In	Speed
16	Jolly-Farthing	Cooper Monaco T61M	Hul	1:54.098	3	134.38
53	Chris Lillingston-Price	Chevron B8	Bon	1:53.475	3	135.12
34	Hart-Pastorelli	Lola T70 MK3B	Rod	1:44.515	2	146.70
27	John Sheldon	Chevron B16	Sif	1:52.673	4	136.08
76	Matthew Wrigley	Chevron B19	Mar	1:46.564	4	143.88
10	Manfredo Rossi di Montelera	Abarth Osella PA1	Sto	1:58.269	12	129.64

Historic Grand Prix 2020

Masters Historic Sports Cars
Provisional Result Qualification

4 - 6 September 2020
Zandvoort GP - 4259 mtr.



Pos	Nbr	Name / Team	Car	Cls	Pl C	Fastest	In	Gap	Diff	Laps	Km/h
1	34	Hart-Pastorelli(NL) DHG Racing	Lola T70 MK3B	Rod	1	1:44.515	2			14	146.70
2	76	Matthew Wrigley(GB) Jim Simkin Racing	Chevron B19	Mar	1	1:46.564	4	2.049	2.049	7	143.88
3	37	Ditting-Hancock(DE) Steinke Sportwagen Service	Lola T70 MK3	Rod	2	1:48.136	3	3.621	1.572	10	141.79
4	26	Marc Devis(BE) OC Racing	Chevron B19	Mar	2	1:48.613	3	4.098	0.477	5	141.17
5	59	Brooks-Beebee(GB) OC Racing	Lola T70 MK3B	Rod	3	1:49.462	4	4.947	0.849	11	140.07
6	75	Eric Mestdagh(BE) Olivier Saive	Lola T70 MK3B	Rod	4	1:51.052	3	6.537	1.590	8	138.07
7	27	John Sheldon(GB) RW Racing	Chevron B16	Sif	1	1:52.673	4	8.158	1.621	8	136.08
8	53	Chris Lillingston-Price(GB) OC Racing	Chevron B8	Bon	1	1:53.475	3	8.960	0.802	6	135.12
9	16	Jolly-Farthing(GB) WrenClassics	Cooper Monaco T61M	Hul	1	1:54.098	3	9.583	0.623	10	134.38
10	10	Manfredo Rossi di Montelera(IT) Kendle Adam Motorsport	Abarth Osella PA1	Sto	1	1:58.269	12	13.754	4.171	13	129.64

Fastest time : 1:44.515 in lap 2 by nbr. 34 : Hart-Pastorelli (Lola T70 MK3B)

Publication-time

Results: www.raceresults.nu

Timekeeping by : Circuit Park Zandvoort

Race Director		Timekeeper	 Floortje Snoek (KNAF 36409)	
Martin van de Pavert				
Page 1 of 1	Results remain provisional pending technical examination and decisions from the stewards of the meeting			

Historic Grand Prix 2020

Masters Historic Sports Cars
Positions for each lap

Positions for each lap - Race

4 - 6 September 2020
Zandvoort GP - 4259 mtr.

Pos	Nr.	Name	1	2	3	4	5	6	7	8	9	10	11	12	13	14	15	16	17	18	19	20
1	34	Hart-Pastorelli	34	34	34	34	34	34	10	34	34	34	34	34	34	10	76	76	10	34	34	34
2	10	Manfredo Rossi di Montelera	26	26	10	10	10	10	34	10	10	10	10	10	10	76	10	10	34	76	76	76
3	76	Matthew Wrigley	37	10	26	26	76	76	76	76	76	76	76	76	76	34	59	27	76	10	10	10
4	59	Brooks-Beebee	59	59	76	76	26	26	26	26	26	26	26	26	26	26	27	34	59	59	59	59
5	37	Ditting-Hancock	10	76	59	59	59	59	59	59	59	59	59	59	59	59	37	59	37	37	37	37
6	27	John Sheldon	76	37	37	37	37	37	37	37	37	37	37	37	37	37	26	37	27	27	27	27
7	26	Marc Devis	27	27	27	27	27	27	27	27	27	27	27	27	27	27	34					
8	53	Chris Lillingston-Price	53	53																		
9	16	Jolly-Farthing	16																			
10	75	Eric Mestdagh	75																			

Historic Grand Prix 2020

Positions for each lap - Race

Masters Historic Sports Cars

Positions for each lap

4 - 6 September 2020
Zandvoort GP - 4259 mtr.

Pos	Nr.	Name	21	22	23	24	25	26	27	28	29	30	31	32	33
1	34	Hart-Pastorelli	34	34	34	34	34	34	34	34	34	34	34	34	34
2	10	Manfredo Rossi di Montelera	76	76	10	10	10	10	10	10	10	10	10	10	10
3	76	Matthew Wrigley	10	10	76	76	76	76	76	76	76	76	76	76	76
4	59	Brooks-Beebee	59	59	59	59	59	59	59	59	59	59	59	59	59
5	37	Ditting-Hancock	37	37	37	37	37	37	37	37	37	37	37	37	37
6	27	John Sheldon	27	27	27	27	27	27	27	27	27	27	27	27	
7	26	Marc Devis													
8	53	Chris Lillingston-Price													
9	16	Jolly-Farthing													
10	75	Eric Mestdagh													

Historic Grand Prix 2020

Masters Historic Sports Cars
Laps and Sector Times - Race

4 - 6 September 2020
Zandvoort GP - 4259 mtr.

11	38.522	199.3	38.084	193.5	31.452	232.3	174.8	1:48.058	28	36.195	206.1	37.694	198.5	31.169	231.8	189.7	1:45.058
12	36.324	199.6	37.745	194.2	31.294	230.8	193.4	1:45.363	29	36.197	203.0	37.706	199.3	31.093	231.8	192.4	1:44.996
13	36.584	200.4	37.525	197.4	31.242	<u>232.8</u>	198.7	1:45.351	30	36.166	<u>207.7</u>	37.575	195.7	<u>31.037</u>	232.3	191.3	1:44.778
14	36.274	202.2	37.840	195.7	31.590	229.8	193.4	1:45.704	31	35.987	203.4	37.582	195.3	31.176	232.3	198.3	1:44.745
15	36.401	198.2	38.221	196.7	31.524	230.8	192.7	1:46.146	32	36.095	204.9	37.608	197.1	31.368	231.8	192.0	1:45.071
16	36.336	198.9	38.192	197.8	Pit In		188.7	1:50.897	33	36.197	206.5	37.827	195.3	31.469	218.2	194.4	1:45.493
17	Pit Out	198.9	37.733	197.8	31.113	232.3		3:33.286	34								

Historic Grand Prix 2020

Masters Historic Sports Cars
Laptimes - Race

4 - 6 September 2020
Zandvoort GP - 4259 mtr.

Nbr	Name	Laps	lap	Lap ..1	Lap ..2	Lap ..3	Lap ..4	Lap ..5	Lap ..6	Lap ..7	Lap ..8	Lap ..9	Lap ..0
34	Hart-Pastorelli	33	1 - 10	1:47.772	1:45.879	1:47.508	1:46.809	1:45.897	1:45.878	1:46.125	1:44.661	2:20.895	3:00.617
			11 - 20	1:47.225	1:45.368	1:45.449	1:51.355	3:36.093	1:44.320	1:44.017	1:43.482	1:43.251	1:42.960
			21 - 30	1:43.105	1:43.553	1:43.940	1:43.930	1:44.528	1:44.014	1:43.682	1:43.490	1:44.389	1:43.439
			31 - 40	1:43.676	1:42.280	1:45.119							
10	Manfredo Rossi di Montelera	33	1 - 10	1:53.508	1:45.671	1:44.995	1:44.019	1:44.840	1:46.677	1:44.461	1:45.812	2:20.229	3:00.528
			11 - 20	1:47.949	1:45.569	1:45.121	1:45.667	1:54.544	1:46.016	1:50.680	3:33.414	1:44.288	1:43.717
			21 - 30	1:44.172	1:43.328	1:43.963	1:43.892	1:44.258	1:45.592	1:45.915	1:44.778	1:45.502	1:44.992
			31 - 40	1:44.481	1:44.611	1:45.323							
76	Matthew Wrigley	33	1 - 10	1:52.929	1:47.006	1:47.227	1:44.527	1:45.572	1:45.385	1:45.685	1:46.002	2:14.478	3:00.029
			11 - 20	1:48.058	1:45.363	1:45.351	1:45.704	1:46.146	1:50.897	3:33.286	1:44.702	1:45.062	1:45.345
			21 - 30	1:45.748	1:46.327	1:46.577	1:44.726	1:45.402	1:45.921	1:45.600	1:45.058	1:44.996	1:44.778
			31 - 40	1:44.745	1:45.071	1:45.493							
59	Brooks-Beebee	33	1 - 10	1:54.237	1:48.303	1:50.069	1:48.475	1:49.064	1:48.720	1:49.902	1:48.975	2:00.990	2:53.902
			11 - 20	1:49.955	1:46.653	1:47.019	1:48.520	1:56.175	3:35.939	1:50.405	1:46.875	1:47.675	1:46.521
			21 - 30	1:53.054	1:47.125	1:46.442	1:47.245	1:47.307	1:45.887	1:45.641	1:47.238	1:46.677	1:46.479
			31 - 40	1:45.500	1:46.651	1:48.074							
37	Ditting-Hancock	33	1 - 10	1:54.306	1:52.092	1:53.390	1:56.770	1:56.819	1:51.516	1:50.766	1:55.239	1:59.322	2:23.226
			11 - 20	1:51.583	1:50.307	1:50.457	1:51.400	2:01.509	3:43.644	1:48.841	1:47.935	1:46.954	1:45.967
			21 - 30	1:47.183	1:47.600	1:45.031	1:46.931	1:47.728	1:45.657	1:46.171	1:44.794	1:45.067	1:44.864
			31 - 40	1:45.972	1:46.694	1:47.348							
27	John Sheldon	32	1 - 10	1:56.276	1:50.450	1:52.318	1:57.007	1:56.764	1:51.876	1:51.555	1:54.326	1:59.029	2:23.154
			11 - 20	1:53.376	1:51.484	1:51.822	1:51.071	1:52.066	1:59.163	3:40.235	1:52.190	1:51.941	1:51.082
			21 - 30	1:51.338	1:51.500	1:52.127	1:53.675	1:53.007	1:54.211	1:51.949	1:50.946	1:51.390	1:51.604
			31 - 40	1:52.237	1:52.399								
26	Marc Devis	15	1 - 10	1:52.562	1:46.868	1:47.885	1:47.038	1:47.078	1:48.596	1:48.938	1:48.650	2:05.408	2:59.805
			11 - 20	1:49.238	1:46.798	1:45.893	1:48.857	2:39.533					
53	Chris Lillingston-Price	2	1 - 10	1:57.895	1:52.169								
16	Jolly-Farthing	1	1 - 10	1:58.605									
75	Eric Mestdagh	1	1 - 10	2:24.859									

Historic Grand Prix 2020

Masters Historic Sports Cars

4 - 6 September 2020
Zandvoort GP - 4259 mtr.

Result of Race

Hulme: Pre-1966 Period F Sports Prototypes and GT cars

Pos	Nbr	Name / Team	Car	Gap	Diff	Total time	Fastest	In
Not Classified		Classification limit (75% of 33 Laps) = 25 Laps						
DNC	16	Jolly-Farthing(GB) Wren Classics	Cooper Monaco T61M	-- 1 laps --				

Bonnier: Pre-1971 Sports Prototypes and GT cars under 2.000 cm3 conforming to a specification

Pos	Nbr	Name / Team	Car	Gap	Diff	Total time	Fastest	In
Not Classified		Classification limit (75% of 33 Laps) = 25 Laps						
DNC	53	Chris Lillingston-Price(GB) OC Racing	Chevron B8	-- 2 laps --			1:52.169	2

Rodriguez: Pre-1971 Sport Prototypes and GT cars over 2.000cm3 conforming to a specification

Pos	Nbr	Name / Team	Car	Gap	Diff	Total time	Fastest	In
1	34	Hart-Pastorelli(NL) DHG Racing	Lola T70 MK3B	-- 33 laps --		1:01:24.706	1:42.280	32
2	59	Brooks-Beebee(GB) OC Racing	Lola T70 MK3B	1:17.378	1:17.378	1:02:42.084	1:45.500	31
3	37	Ditting-Hancock(DE) Steinke Sportwagen Service	Lola T70 MK3	1:28.377	10.999	1:02:53.083	1:44.794	28
Not Classified		Classification limit (75% of 33 Laps) = 25 Laps						
DNC	75	Eric Mestdagh(BE) Olivier Saive	Lola T70 MK3B	-- 1 laps --		2:25.457		

Siffert: "Closed" Sports Prototypes under 2000cm³, conforming to a specification between

Pos	Nbr	Name / Team	Car	Gap	Diff	Total time	Fastest	In
1	27	John Sheldon(GB) RW Racing	Chevron B16	-- 32 laps --		1:02:34.572	1:50.450	2

Marko: "Open" Sports Prototypes under 2000cm³, conforming to a specification between 01/01/1970

Pos	Nbr	Name / Team	Car	Gap	Diff	Total time	Fastest	In
1	76	Matthew Wrigley(GB) Jim Simkin Racing	Chevron B19	-- 33 laps --		1:01:52.854	1:44.527	4
Not Classified		Classification limit (75% of 33 Laps) = 25 Laps						
DNC	26	Marc Devis(BE) OC Racing	Chevron B19	-- 15 laps --		29:23.301	1:45.893	13

Stommelen: "Open" Sports Prototypes under 2000cm³, conforming to a specification between from

Pos	Nbr	Name / Team	Car	Gap	Diff	Total time	Fastest	In
1	10	Manfredo Rossi di Montelera (IT) Kendle A dam Motorsport	Abarth Osella PA1	-- 33 laps --		1:01:50.140	1:43.328	22

Fastest time : 1:42.280 in lap 32 by nbr. 34 : Hart-Pastorelli (Lola T70 MK3B)

Publication-time

Results: www.raceresults.nu

Timekeeping by : Circuit Park Zandvoort

Race Director

Timekeeper

Martin van de Pavert

Floortje Snoek (KNAF 36409)



Historic Grand Prix 2020

Masters Historic Sports Cars
Sector analyse - Race

4 - 6 September 2020
Zandvoort GP - 4259 mtr.

Pos	Nbr	Name / Team name	Sector 1			Sector 2			Sector 3			theoretical best	Actual best	In
			time	Lap	pos	time	Lap	pos	time	Lap	pos			
1	34	Hart-Pastorelli	35.145	32	1	36.834	32	2	30.301	32	1	1:42.280	1:42.280	32
2	10	Manfredo Rossi di Montelera	35.540	23	2	36.592	22	1	31.039	22	4	1:43.171	1:43.328	22
3	76	Matthew Wrigley	35.915	4	4	37.448	4	3	31.037	30	3	1:44.400	1:44.527	4
4	59	Brooks-Beebee	36.035	27	5	37.746	23	4	31.595	31	5	1:45.376	1:45.500	31
5	37	Ditting-Hancock	35.884	31	3	37.893	30	6	30.794	28	2	1:44.571	1:44.794	28
6	27	John Sheldon	37.888	3	7	39.082	2	7	32.930	11	7	1:49.900	1:50.450	2
7	26	Marc Devis	36.262	13	6	37.761	2	5	31.762	11	6	1:45.785	1:45.893	13
8	53	Chris Lillings ton-Price	38.593	2	8	40.147	2	8	33.429	2	8	1:52.169	1:52.169	2
9	16	Jolly-Farthing	38.749	2	9	40.766	2	9	33.843	1	9	1:53.358		
10	75	Eric Mestdagh	54.107	1	10	44.078	1	10	58.941	0	10	2:37.126		

Historic Grand Prix 2020

Final starting grid

4 - 6 September 2020
Zandvoort GP - 4259 mtr.

Starting grid - Masters Historic Sports Cars - Race


Start Time : 14:55 - Heat Duration : 1 Hour

Pos	Nbr	Name	time
-----	-----	------	------

Pos	Nbr	Name	time
-----	-----	------	------

----- STARTLINE ----- Pole Right -----

2	76	Mat thew Wrigley	1: 46.564	Row 1	1	34	Hart-Past orelli	1: 44.515
4	26	Marc Devis	1: 48.613	Row 2	3	37	Ditting-Hancock	1: 48.136
6	75	Eric Mestdagh	1: 51.052	Row 3	5	59	Brooks-Beebee	1: 49.462
8	53	Chris Lillingst on-Price	1: 53.475	Row 4	7	27	John Sheldon	1: 52.673
10	10	Manf redo Rossi di Montelera	1: 58.269	Row 5	9	16	Jolly-Farthing	1: 54.098

Results: www.raceresults.nu			Timekeeping by : Circuit Park Zandvoort		Publication-time	
Steward Marc van Geel (KNAF 9543)		Steward Ton Nachtegeller (KNAF 9953)		Steward Willem Keijzer (KNAF 11488)		
Page 1 of 1						

Historic Grand Prix 2020

Heat name : Masters Historic Sports Cars - Race
 Heat Date : 06 September 2020
 Track name : Zandvoort GP - 4259 mtr.

Participants Started	: 10	Participants Classified	: 6
Participants Finished	: 6	Participants Not Classified	: 4
Participants Not Finished	: 4		
Green flag at	: 14:52:54	Heat recording start time	: 14:39:10
Finish flag waved at	: 15:54:19	Heat recording end time	: 15:56:12
Total time under Green	: 1:01:24	Total of All Laps in Heat	: 216
Number of cautions	: 1	Total time under Yellow	: 00:04:33
Number of code-60's	: 0	Total time under Code-60	: 00:00:00

Cautions/Code-60 history during the heat

#	Start time	End time	Duration	Comment
1	14:52:54	645	05	
2	15:07:36	15:12:09	4:33	

Summary of winners per class

Nbr	Name / Team name	Car	Cls	Fastest Laptime	In	Avg. Speed	Laps	Race Time
34	Hart-Pastorelli	Lola T70 MK3B	Rod	1:42.280	32	137.31	33	1:01:24.706
10	Manfredo Rossi di Montelera	Abarth Osella PA1	Sto	1:43.328	22	136.37	33	1:01:50.140
76	Matthew Wrigley	Chevron B19	Mar	1:44.527	4	136.27	33	1:01:52.854
27	John Sheldon	Chevron B16	Sif	1:50.450	2	130.67	32	1:02:34.572

Leader history during the Heat

#	Nbr	Lap	to Lap	Name	Car
1	34	1	6	Hart-Pastorelli	Lola T70 MK3B
2	10	7	7	Manfredo Rossi di Montelera	Abarth Osella PA1
3	34	8	13	Hart-Pastorelli	Lola T70 MK3B
4	10	14	14	Manfredo Rossi di Montelera	Abarth Osella PA1
5	76	15	16	Matthew Wrigley	Chevron B19
6	10	17	17	Manfredo Rossi di Montelera	Abarth Osella PA1
7	34	18	33	Hart-Pastorelli	Lola T70 MK3B

Best Lap time history during the Heat

#	Nbr	lap time	in lap	Name	Car	time of day
1	34	1:45.879	2	Hart-Pastorelli	Lola T70 MK3B	14:56:28
2	10	1:45.671	2	Manfredo Rossi di Montelera	Abarth Osella PA1	14:56:35
3	10	1:44.995	3	Manfredo Rossi di Montelera	Abarth Osella PA1	14:58:20
4	10	1:44.019	4	Manfredo Rossi di Montelera	Abarth Osella PA1	15:00:04
5	34	1:44.017	17	Hart-Pastorelli	Lola T70 MK3B	15:26:40
6	34	1:43.482	18	Hart-Pastorelli	Lola T70 MK3B	15:28:24
7	34	1:43.251	19	Hart-Pastorelli	Lola T70 MK3B	15:30:07
8	34	1:42.960	20	Hart-Pastorelli	Lola T70 MK3B	15:31:50
9	34	1:42.280	32	Hart-Pastorelli	Lola T70 MK3B	15:52:34

Summary of best laptimes per class

Nbr	Name / Team name	Car	Cls	Fastest Laptime	In	Speed
16	Jolly-Farthing	Cooper Monaco T61M	Hul			0.00
53	Chris Lillingston-Price	Chevron B8	Bon	1:52.169	2	136.69
34	Hart-Pastorelli	Lola T70 MK3B	Rod	1:42.280	32	149.91

Historic Grand Prix 2020

Summary of best laptimes per class

Nbr	Name / Team name	Car	Cls	Fastest Laptime	In	Speed
27	John Sheldon	Chevron B16	Sif	1:50.450	2	138.82
76	Matthew Wrigley	Chevron B19	Mar	1:44.527	4	146.68
10	Manfredo Rossi di Montelera	Abarth Osella PA1	Sto	1:43.328	22	148.39

Summary of number of laps in the lead

#	Nbr	Name	Car	# Laps in the lead
1	34	Hart-Pastorelli	Lola T70 MK3B	28
2	10	Manfredo Rossi di Montelera	Abarth Osella PA1	3
3	76	Matthew Wrigley	Chevron B19	2

Historic Grand Prix 2020

Masters Historic Sports Cars
Final results Race

4 - 6 September 2020
Zandvoort GP - 4259 mtr.


Pos	Nbr	Name / Team	Car	Cls	PIC	Gap	Total time	Fastest	In	Avg. Speed
1	34	Hart-Pastorelli(NL) DHG Racing	Lola T70 MK3B	Rod	1	-- 33 laps --	1:01:24.706	1:42.280	32	137.31
2	10	Manfredo Rossi di Montelera(IT) Kendle A dam Motorsport	Abarth Osella PA1	Sto	1	25.434	1:01:50.140	1:43.328	22	136.37
3	76	Matthew Wrigley(GB) Jim Simkin Racing	Chevron B19	Mar	1	28.148	1:01:52.854	1:44.527	4	136.27
4	59	Brooks-Beebee(GB) OC Racing	Lola T70 MK3B	Rod	2	1:17.378	1:02:42.084	1:45.500	31	134.49
5	37	Ditting-Hancock(DE) Steinke Sportwagen Service	Lola T70 MK3	Rod	3	1:28.377	1:02:53.083	1:44.794	28	134.09
6	27	John Sheldon(GB) RW Racing	Chevron B16	Sif	1	-- 32 laps --	1:02:34.572	1:50.450	2	130.67
Not Classified Classification limit (75% of 33 Laps) = 25 Laps										
DNC	26	Marc Devis(BE) OC Racing	Chevron B19	Mar		-- 15 laps --	29:23.301	1:45.893	13	130.42
DNC	53	Chris Lillingston-Price(GB) OC Racing	Chevron B8	Bon		-- 2 laps --		1:52.169	2	132.61
DNC	16	Jolly-Farthing(GB) WenC classics	Cooper Monaco T61M	Hul		-- 1 laps --				127.60
DNC	75	Eric Mestdagh(BE) Olivier Saive	Lola T70 MK3B	Rod		25.299	2:25.457			105.40

Fastest time : 1:42.280 in lap 32 by nbr. 34 : Hart-Pastorelli (Lola T70 MK3B)

Publication-time

Results: www.raceresults.nu

Timekeeping by : Circuit Park Zandvoort

Steward	Steward	Steward	
Marc van Geel (KNAF 9543)	Ton Nachtgeller (KNAF 9953)	Willem Keijzer (KNAF 11488)	
Page 1 of 1			