

Historic Grand Prix 2020

Masters Gentlemen Drivers
Laps and Sector Times - Qualification

4 - 6 September 2020
Zandvoort GP - 4259 mtr.

17 Ditting-Hancock										Jaguar E-Type									
lap	Sect-1	Speed	Sect-2	Speed	Sect-3	Speed	TopSpeed	laptime	pit	lap	Sect-1	Speed	Sect-2	Speed	Sect-3	Speed	Topspeed	laptime	pit
1	Pit Out	125.7	51.175	130.8	42.020	188.8		2:28.544		9	45.520	157.4	45.232	165.1	Pit In		159.3	2:20.921	
2	47.522	131.4	48.831	101.9	42.395	173.9	132.4	2:18.748		10	Pit Out	139.4	46.533	164.6	36.429	210.9		4:08.279	
3	45.534	143.6	46.678	161.7	38.973	206.5	141.7	2:11.185		11	42.465	157.7	<u>43.642</u>	167.2	36.461	<u>213.4</u>	154.1	2:02.568	
4	43.886	149.8	44.941	157.2	39.076	201.1	159.7	2:07.903		12	6:41.625	145.6	44.675	171.7	36.756	209.3	161.9	8:03.056	
5	49.351	140.8	51.880	114.4	43.778	203.4	143.0	2:25.009		13	<u>40.779</u>	159.1	43.759	<u>172.8</u>	<u>35.844</u>	213.0	<u>172.1</u>	<u>2:00.382</u>	
6	44.584	148.6	45.527	157.4	Pit In		153.7	2:22.402		14	41.269	<u>164.1</u>	43.739	165.4	Pit In		<u>172.1</u>	2:11.824	
7	Pit Out	140.8	46.038	151.5	38.572	204.5		4:18.938		15	Pit Out	144.8	44.616	161.9	36.564	212.2		3:26.232	
8	43.280	156.5	44.611	161.7	37.531	206.1	165.8	2:05.422		16									

39 Louis Zurstrassen										Elva MK5									
lap	Sect-1	Speed	Sect-2	Speed	Sect-3	Speed	TopSpeed	laptime	pit	lap	Sect-1	Speed	Sect-2	Speed	Sect-3	Speed	Topspeed	laptime	pit
1	Pit Out	110.7	53.268	137.4	44.358	178.8	56.3	2:37.315		9	46.264	125.4	50.682	138.6	41.326	183.4	146.9	2:18.272	
2	47.099	<u>135.0</u>	51.690	113.0	43.895	178.2	166.8	2:22.684		10	46.030	129.5	48.159	<u>154.9</u>	40.072	184.3	156.3	2:14.261	
3	47.301	132.4	50.590	135.5	Pit In		144.0	2:30.203		11	46.092	130.1	47.782	147.5	<u>39.585</u>	184.9	148.9	2:13.459	
4	Pit Out	132.5	50.690	138.3	1:42.131	173.6	46.6	4:36.728		12	6:56.527	129.0	51.193	129.8	41.239	185.6	66.3	8:28.959	
5	48.724	117.9	52.936	124.1	44.908	174.2	140.6	2:26.568		13	46.234	125.4	<u>47.716</u>	149.4	39.604	185.6	140.6	2:13.554	
6	49.677	109.4	53.068	130.8	44.150	180.0	140.8	2:26.895		14	45.906	129.7	48.804	151.3	39.868	185.6	147.4	2:14.578	
7	48.220	114.6	52.398	144.0	41.350	181.8	136.4	2:21.968		15	45.423	129.2	47.954	150.0	39.750	185.9	153.7	<u>2:13.127</u>	
8	47.312	130.9	51.286	141.5	41.140	<u>186.9</u>	139.4	2:19.738		16									

40 Sander Van Gils										Lotus Elan									
lap	Sect-1	Speed	Sect-2	Speed	Sect-3	Speed	TopSpeed	laptime	pit	lap	Sect-1	Speed	Sect-2	Speed	Sect-3	Speed	Topspeed	laptime	pit
1	Pit Out	126.8	53.692	122.3	44.478	180.6		2:37.266		9	41.633	<u>172.2</u>	42.959	161.4	36.606	201.1	165.0	2:01.198	
2	47.759	145.7	47.643	113.9	40.916	198.5	133.1	2:16.318		10	51.381	124.7	54.309	106.9	Pit In		151.1	2:44.399	
3	45.770	139.9	46.785	156.3	38.407	202.2	133.2	2:10.962		11	Pit Out	121.8	47.660	152.3	37.532	200.0	9:41.628		
4	43.766	154.1	45.454	150.0	38.691	200.4	146.7	2:07.911		12	<u>41.218</u>	151.7	43.891	165.9	36.595	201.5	<u>172.3</u>	2:01.704	
5	47.632	133.0	51.835	110.1	Pit In		139.5	2:38.678		13	41.572	170.6	43.612	159.8	37.124	<u>202.6</u>	152.2	2:02.308	
6	Pit Out	129.2	47.712	142.7	38.217	200.4		6:41.022		14	42.249	171.4	43.099	163.4	36.736	200.7	151.8	2:02.084	
7	42.068	170.6	43.736	152.8	37.462	200.4	159.3	2:03.266		15	41.557	170.6	<u>42.929</u>	<u>172.5</u>	<u>36.023</u>	<u>202.6</u>	159.5	<u>2:00.509</u>	
8	41.933	169.0	43.605	163.9	36.927	200.7	151.8	2:02.465		16									

52 Maydon-Methley										Ginetta G4R									
lap	Sect-1	Speed	Sect-2	Speed	Sect-3	Speed	TopSpeed	laptime	pit	lap	Sect-1	Speed	Sect-2	Speed	Sect-3	Speed	Topspeed	laptime	pit
1	Pit Out	116.6	53.569	134.8	43.006	192.9		2:35.304		10	43.281	153.6	44.849	160.5	36.916	206.1	154.5	2:05.046	
2	47.200	136.7	48.670	108.7	42.904	196.0	135.1	2:18.774		11	42.331	163.1	43.807	170.1	36.520	206.1	157.0	2:02.658	
3	45.227	130.1	45.545	152.3	38.307	203.8	148.0	2:09.079		12	42.170	165.9	42.944	176.8	35.887	208.9	<u>165.8</u>	2:01.001	
4	44.389	150.8	45.394	153.4	39.359	201.5	153.7	2:09.142		13	6:25.724	158.6	44.820	166.4	36.691	205.7	59.5	7:47.235	
5	43.660	150.8	45.173	136.4	39.071	201.9	151.3	2:07.904		14	<u>41.198</u>	167.2	43.234	174.5	35.757	206.5	164.5	2:00.189	
6	42.869	147.9	44.705	145.4	37.087	204.5	160.7	2:04.661		15	41.300	<u>172.0</u>	<u>42.898</u>	<u>178.5</u>	<u>35.394</u>	<u>209.3</u>	163.3	<u>1:59.592</u>	
7	42.380	155.2	44.022	162.9	Pit In		161.2	2:16.430		16	48.191	130.1	50.075	166.4	36.883	204.2	158.1	2:15.149	
8	Pit Out	126.2	51.568	129.0	43.162	182.4	59.6	4:59.481		17	49.038	136.2	50.279	143.6	38.297	163.9	146.1	2:17.614	
9	45.217	147.7	46.013	144.0	38.396	199.6	144.1	2:09.626		18									

65 Schoedel-Ebeling										Jaguar E Type									
lap	Sect-1	Speed	Sect-2	Speed	Sect-3	Speed	TopSpeed	laptime	pit	lap	Sect-1	Speed	Sect-2	Speed	Sect-3	Speed	Topspeed	laptime	pit
1	Pit Out	123.0	53.569	125.3	45.943	175.3		2:39.069		9	46.259	142.7	49.234	131.1	41.277	189.8	155.0	2:16.770	
2	47.931	134.8	50.094	113.7	43.813	184.9	137.8	2:21.838		10	44.250	148.6	47.942	141.2	40.726	186.9	<u>170.5</u>	2:12.918	
3	47.236	136.4	50.642	144.4	41.338	185.2	138.7	2:19.216		11	5:38.308	144.8	47.266	149.4	40.291	191.2	134.2	7:05.865	
4	46.163	124.9	48.706	135.0	41.552	184.9	155.9	2:16.421		12	44.608	147.9	48.096	152.1	40.884	190.8	146.9	2:13.588	
5	45.129	146.1	47.919	110.7	42.812	190.1	160.2	2:15.860		13	44.556	147.7	46.853	149.4	<u>39.274</u>	<u>193.2</u>	148.0	2:10.683	
6	45.432	149.4	47.107	146.7	40.226	185.9	150.3	2:12.765		14	<u>43.764</u>	<u>152.8</u>	<u>46.181</u>	<u>152.8</u>	39.588	189.8	160.4	<u>2:09.533</u>	
7	49.710	132.8	53.375	106.2	Pit In		165.0	2:42.836		15	43.800	<u>152.8</u>	46.216	149.8	40.128	<u>193.2</u>	152.4	2:10.144	
8	Pit Out	115.5	55.586	132.4	41.816	186.2		7:41.802		16									

68 Ebeling-Ebeling										Bizzarrini 5300 GT									
lap	Sect-1	Speed	Sect-2	Speed	Sect-3	Speed	TopSpeed	laptime	pit	lap	Sect-1	Speed	Sect-2	Speed	Sect-3	Speed	Topspeed	laptime	pit
1	Pit Out	133.2	49.947	124.7	41.297	189.8		2:25.159		9	42.452	157.9	45.490	138.1	Pit In		158.1	2:15.247	
2	46.467	141.9	47.353	136.2	40.552	196.7	130.9	2:14.372		10	Pit Out	120.1	51.977	126.6	42.407	187.2		4:38.440	
3	45.685	146.3	53.646	151.3	39.474	205.7	137.1	2:18.805		11	46.563	138.1	49.922	115.4	40.922	198.9	137.4	2:17.407	
4	43.738	153.6	46.605	147.3	38.298	<u>209.7</u>	152.4	2:08.641		12	45.953	140.8	47.838	137.6	39.404	204.2	148.5	2:13.195	
5	43.291	153.4	45.321	147.3	38.945	197.4	150.3	2:07.557		13	5:40.206	136.9	49.484	134.2	Pit In		145.1	7:23.702	
6	44.018	158.8	44.674	155.6	37.990	209.3	134.7	2:06.682		14	Pit Out	159.1	44.654	154.7	37.215	205.3		4:29.650	
7	42.451	156.5	44.933	162.9	37.550	<u>209.7</u>	<u>167.8</u>	2:04.934		15	41.737	165.1	<u>43.844</u>	168.2	<u>36.326</u>	<u>209.7</u>	158.6	2:01.907	
8	42.619	162.4	44.453	160.2	37.374	206.9	159.5	2:04.446		16	<u>41.387</u>	<u>165.9</u>	<u>43.886</u>	<u>175.6</u>	36.463	208.1	157.2	<u>2:01.736</u>	

Historic Grand Prix 2020

Masters Gentlemen Drivers
Laps and Sector Times - Qualification

4 - 6 September 2020
Zandvoort GP - 4259 mtr.

73 Laurent Jaspers										Jaguar E-Type									
lap	Sect-1	Speed	Sect-2	Speed	Sect-3	Speed	TopSpeed	laptime	pit	lap	Sect-1	Speed	Sect-2	Speed	Sect-3	Speed	Topspeed	laptime	pit
1	Pit Out	106.2	53.362	101.6	44.069	182.1		2:33.340		9	<u>41.875</u>	163.9	44.061	164.6	37.486	200.0	<u>176.8</u>	2:03.422	
2		45.301	140.8	48.842	122.3	43.215	191.8	149.3	2:17.358	10	42.498	149.4	44.754	161.0	38.010	200.0	166.6	2:05.262	
3		44.339	144.6	45.906	157.7			154.8	2:22.447	11	42.394	160.5	44.488	163.6			167.1	2:14.772	
4	Pit Out	156.3	44.757	168.8	39.423	195.7		3:27.008		12	Pit Out	157.0	45.747	161.7	38.189	200.7		10:19.204	
5		43.166	154.3	44.665	165.9	38.786	197.8	159.5	2:06.617	13	42.466	148.4	45.015	167.7	37.675	198.9	165.8	2:05.156	
6		42.972	158.8	45.315	163.1	38.279	199.6	168.4	2:06.566	14	43.659	<u>165.9</u>	44.185	168.5	<u>37.002</u>	202.6	171.3	2:04.846	
7		43.421	158.1	44.509	169.8	38.009	199.3	173.4	2:05.939	15	41.906	160.2	<u>43.865</u>	<u>170.1</u>	<u>37.128</u>	<u>203.8</u>	168.6	<u>2:02.899</u>	
8		42.701	160.7	44.864	167.7	37.599	200.0	162.8	2:05.164	16	42.141	<u>165.9</u>	44.298	167.7	37.005	200.4	162.3	2:03.444	

75 Hugenholtz-van Hoepen										AC Cobra									
lap	Sect-1	Speed	Sect-2	Speed	Sect-3	Speed	TopSpeed	laptime	pit	lap	Sect-1	Speed	Sect-2	Speed	Sect-3	Speed	Topspeed	laptime	pit
1	Pit Out	111.3	50.335	134.2	42.645	194.6		2:25.104		9	44.448	158.8	<u>44.526</u>	156.1	<u>37.380</u>	<u>220.4</u>	146.7	2:06.354	
2		48.066	129.3	49.972	138.1	41.381	208.1	132.8	2:19.419	10	<u>43.042</u>	<u>161.0</u>	44.539	154.3			163.3	2:15.513	
3		44.730	143.8	46.857	149.0	40.577	208.9	168.6	2:12.164	11	Pit Out	137.6	48.796	111.8	40.264	214.7		4:54.030	
4		44.287	148.4	46.600	143.2	39.409	212.2	152.0	2:10.296	12	44.358	148.1	46.481	148.8	38.538	213.9	163.1	2:09.377	
5		44.473	151.9	45.621	156.3	38.538	214.7	160.2	2:08.632	13	6:43.910	133.0	48.289	150.2	38.353	209.7	<u>183.9</u>	8:10.552	
6		43.533	153.0	44.905	158.6	38.446	216.0	167.3	2:06.884	14	44.085	148.8	45.880	156.7	37.849	217.3	145.5	2:07.814	
7		44.088	153.0	45.067	146.1	38.367	214.3	153.5	2:07.522	15	43.071	156.5	45.274	153.8	37.621	219.1	169.7	<u>2:05.966</u>	
8		43.932	154.5	45.516	160.2	38.023	216.4	146.9	2:07.471	16	44.106	150.6	45.942	<u>162.9</u>	39.490	216.0	163.8	2:09.538	

76 Hart-Hart										Bizzarrini									
lap	Sect-1	Speed	Sect-2	Speed	Sect-3	Speed	TopSpeed	laptime	pit	lap	Sect-1	Speed	Sect-2	Speed	Sect-3	Speed	Topspeed	laptime	pit
1	Pit Out	129.7	48.171	86.7	39.239	215.1	70.2	2:16.669		8	40.810	164.6	42.254	168.5	35.777	225.5	156.3	1:58.841	
2		44.326	163.9	45.616	155.6	37.234	220.4	133.6	2:07.176	9	40.937	134.2	44.975	175.3	35.179	225.0	163.8	2:01.091	
3		42.807	162.9	44.089	176.8	36.507	217.7	158.3	2:03.403	10	40.420	180.9	<u>41.904</u>	181.2	34.881	226.4	158.8	1:57.205	
4		42.511	166.2	44.024	168.8	37.003	219.1	166.0	2:03.538	11	6:31.348	168.8	43.879	154.7	36.325	<u>226.9</u>	63.9	7:34.552	
5		42.042	165.4	43.776	164.4	36.342	218.2	<u>168.1</u>	2:02.160	12	<u>39.870</u>	177.0	42.410	<u>184.0</u>	<u>34.644</u>	225.5	164.3	1:56.924	
6		42.514	168.5	43.916	157.7			165.0	2:12.232	13	39.872	<u>181.5</u>	42.012	182.7	34.908	225.5	166.8	<u>1:56.792</u>	
7	Pit Out	167.7	43.297	163.6	36.204	224.1	65.6	10:29.637		14	42.273	158.6	43.716	161.0			155.4	2:08.789	

79 Martin-Greensall										AC Cobra Daytona Coupe									
lap	Sect-1	Speed	Sect-2	Speed	Sect-3	Speed	TopSpeed	laptime	pit	lap	Sect-1	Speed	Sect-2	Speed	Sect-3	Speed	Topspeed	laptime	pit
1	Pit Out	134.2	49.851	122.7	40.835	196.7		2:28.475		9	43.307	126.9	45.808	166.7	37.182	211.4	150.7	2:06.297	
2		46.553	143.8	46.517	133.2	39.063	209.3	146.9	2:12.133	10	42.892	152.5	44.482	171.4	38.065	202.6	150.5	2:05.439	
3		44.211	156.7	45.673	140.3	38.769	209.3	148.7	2:08.653	11	42.659	159.8	43.807	160.2	37.901	208.5	153.0	2:04.367	
4		43.348	154.1	43.854	147.1	37.655	213.0	152.8	2:04.857	12	6:31.408	158.4	43.005	162.2	35.805	220.9	161.6	7:50.218	
5		42.609	161.9	43.520	145.0			155.4	2:13.225	13	40.787	171.2	42.336	161.4	35.764	224.1	164.8	1:58.887	
6	Pit Out	127.4	47.735	150.8	39.246	203.0		6:55.459		14	40.915	170.1	41.898	170.3	35.044	224.5	172.3	1:57.857	
7		43.696	148.4	44.514	164.1	37.028	214.7	148.9	2:05.238	15	40.373	176.2	41.741	<u>183.7</u>	<u>34.652</u>	<u>226.9</u>	171.5	1:56.766	
8		42.778	149.6	44.113	170.9	37.219	210.5	160.9	2:04.110	16	<u>39.971</u>	<u>177.0</u>	<u>41.626</u>	179.1	34.722	225.5	<u>176.5</u>	<u>1:56.319</u>	

110 Campagne-Kalff										Chevrolet Corvette Grand Sport									
lap	Sect-1	Speed	Sect-2	Speed	Sect-3	Speed	TopSpeed	laptime	pit	lap	Sect-1	Speed	Sect-2	Speed	Sect-3	Speed	Topspeed	laptime	pit
1	Pit Out	112.5	53.140	101.6	40.926	207.3		2:31.043		9	Pit Out	163.9	42.417	164.1	37.187	<u>229.8</u>		4:44.098	
2		44.745	158.1	45.606	111.2	40.757	187.2	153.0	2:11.108	10	40.572	157.4	42.234	164.6	35.223	228.8	167.8	1:58.029	
3		42.352	162.2	43.061	153.0	37.040	227.8	157.7	2:02.453	11	<u>7:11.163</u>	164.1	43.976	158.6	35.779	229.3	165.8	8:30.918	
4		41.684	162.2	43.359	157.0	36.476	226.4	156.1	2:01.519	12	40.602	169.5	42.452	<u>182.7</u>	41.735	<u>229.8</u>	170.2	2:04.789	
5		42.333	161.2	44.610	161.2			170.5	2:15.155	13	40.476	170.3	42.138	179.4	<u>35.021</u>	228.8	<u>171.0</u>	<u>1:57.635</u>	
6	Pit Out	119.1	53.298	136.5	41.941	198.5		5:09.090		14	45.561	142.1	47.233	154.1	41.771	228.8	170.5	2:14.565	
7		47.089	134.2	48.974	135.3	41.405	205.7	149.7	2:17.468	15	40.517	169.8	<u>42.069</u>	168.8	35.835	228.8	170.7	1:58.421	
8		47.307	135.5	49.991	137.4			144.3	2:30.778	16									

166 van Maarschalkerwaart-Voerman										Chevrolet Corvette									
lap	Sect-1	Speed	Sect-2	Speed	Sect-3	Speed	TopSpeed	laptime	pit	lap	Sect-1	Speed	Sect-2	Speed	Sect-3	Speed	Topspeed	laptime	pit
1	Pit Out	125.0	51.668	159.5	42.698	201.9	60.5	2:31.743		10	43.742	159.1	44.832	168.0	37.722	211.4	160.4	2:06.296	
2		47.119	144.8	46.914	155.4	41.222	205.3	154.5	2:15.255	11	42.831	162.7	44.766	168.2	37.811	212.6	<u>167.3</u>	2:05.408	
3		47.383	135.8	47.092	158.8	40.946	208.1	154.8	2:15.421	12	42.722	161.0	44.491	172.8	37.424	212.6	166.0	2:04.637	
4		46.389	140.1	46.760	153.2	41.225	204.5	154.8	2:14.374	13	5:10.357	157.4	45.366	158.1	37.391	<u>214.7</u>	59.6	6:33.114	
5		46.581	133.2	47.238	153.4	41.128	202.6	157.7	2:14.947	14	<u>42.479</u>	163.1	44.026	173.1	37.173	213.0	164.5	<u>2:03.678</u>	
6		48.183	119.3	48.943	148.8			163.3	2:30.825	15	42.563	<u>163.4</u>	46.247	149.4	37.986	213.4	164.1	2:06.796	
7	Pit Out	148.6	46.296	162.4	38.844	208.5	52.4	4:53.212		16	43.035	162.4	<u>43.924</u>	<u>177.0</u>	<u>37.043</u>	213.4	153.0	2:04.002	
8		44.522	155.8	45.826	166.2	38.748	207.3	150.1	2:09.096	17	48.518	135.5	52.319	112.9					
9		43.921	158.6	45.613	153.2	37.727	210.5	151.5	2:07.261	18									

Historic Grand Prix 2020

Masters Gentlemen Drivers
Laps and Sector Times - Qualification

4 - 6 September 2020
Zandvoort GP - 4259 mtr.

167 Dod-Dod										TVR Griffith									
lap	Sect-1	Speed	Sect-2	Speed	Sect-3	Speed	TopSpeed	laptime	pit	lap	Sect-1	Speed	Sect-2	Speed	Sect-3	Speed	Topspeed	laptime	pit
1	Pit Out	113.9	54.169	129.5	44.807	210.1		2:35.519		7	44.707	140.4	47.646	160.0	Pit In		157.7	2:22.397	
2	48.164	135.0	51.156	146.9	1:05.955	212.6	134.9	2:45.275		8	Pit Out	146.5	46.176	142.7	38.628	222.7		3:14.088	
3	47.380	128.7	50.898	141.4	40.758	215.6	139.5	2:19.036		9	43.974	143.8	47.602	148.8	38.221	225.9	161.6	2:09.797	
4	45.136	138.5	48.862	151.0	40.732	220.4	159.5	2:14.730		10	43.460	149.6	46.804	153.2	37.189	226.9	160.7	2:07.453	
5	45.105	143.0	48.480	136.2	44.684	217.7	157.2	2:18.269		11	43.039	148.1	45.463	153.0	39.918	180.6	167.6	2:08.420	
6	44.369	149.2	47.820	141.5	38.971	221.3	155.2	2:11.160		12	52.348	116.0	49.616	129.8	Pit In		144.3	2:31.795	

168 Van Duijvendijk -Pandelaar										Porsche GTS 904/6									
lap	Sect-1	Speed	Sect-2	Speed	Sect-3	Speed	TopSpeed	laptime	pit	lap	Sect-1	Speed	Sect-2	Speed	Sect-3	Speed	Topspeed	laptime	pit
1	13:00.822	168.2	43.663	167.7	36.463	203.4		14:20.948		6	6:10.012	160.0	45.478	128.7	36.771	205.3	169.4	7:32.261	
2	41.273	172.0	43.178	173.9	36.206	205.7	165.3	2:00.657		7	40.657	178.5	42.159	173.6	35.533	205.7	180.9	1:58.349	
3	40.555	177.0	43.006	168.8	36.093	203.4	173.2	1:59.654		8	40.572	183.4	41.930	173.6	35.518	206.1	176.2	1:58.020	
4	40.724	180.0	42.477	174.2	35.835	205.3	172.3	1:59.036		9	40.585	184.3	42.006	172.5	35.918	205.7	172.1	1:58.509	
5	40.585	181.2	42.152	173.4	35.702	205.7	171.8	1:58.439		10	50.874	132.4	54.695	96.7	Pit In		168.1	2:39.969	

170 Jewell-Clucas										Ford Lotus Cortina									
lap	Sect-1	Speed	Sect-2	Speed	Sect-3	Speed	TopSpeed	laptime	pit	lap	Sect-1	Speed	Sect-2	Speed	Sect-3	Speed	Topspeed	laptime	pit
1	Pit Out	132.0	49.006	121.1	40.908	182.7		2:22.009		9	Pit Out	159.8	44.923	155.4	38.076	185.2		3:47.321	
2	45.178	144.8	49.737	130.1	39.938	183.7	143.2	2:14.853		10	43.071	168.0	44.377	158.4	38.074	185.2	158.6	2:05.522	
3	44.952	142.9	47.331	141.2	40.880	181.5	147.6	2:13.163		11	42.593	169.8	43.842	157.7	37.561	187.2	168.1	2:03.996	
4	46.129	132.4	46.440	150.0	39.714	184.0	143.0	2:12.283		12	43.087	133.5	45.060	157.7	37.801	186.2	172.3	2:05.948	
5	45.209	145.6	52.428	101.0	47.738	184.6	138.3	2:25.375		13	5:57.881	170.6	43.907	158.1	37.398	185.6	38.8	7:19.186	
6	43.800	159.8	45.699	153.2	38.851	186.5	157.7	2:08.350		14	42.203	170.6	43.701	157.9	37.237	186.2	168.6	2:03.141	
7	44.347	158.4	45.398	151.3	38.757	183.4	157.2	2:08.502		15	42.168	170.6	43.579	157.7	37.224	186.9	176.5	2:02.971	
8	45.384	163.9	45.572	151.9	Pit In		135.1	2:17.719		16	47.633	139.9	1:02.053	58.7	Pit In		163.6	2:44.218	

179 Soper-Martin										Ford Lotus Cortina									
lap	Sect-1	Speed	Sect-2	Speed	Sect-3	Speed	TopSpeed	laptime	pit	lap	Sect-1	Speed	Sect-2	Speed	Sect-3	Speed	Topspeed	laptime	pit
1	Pit Out	132.5	49.839	135.5	41.773	179.7		2:30.909		7	43.244	168.8	45.048	162.9	37.948	191.5	163.6	2:06.240	
2	46.892	143.0	47.277	145.4	40.772	184.9	133.9	2:14.941		8	42.567	171.4	44.374	164.1	38.001	190.8	161.4	2:04.942	
3	45.637	149.0	46.627	151.5	40.207	187.2	140.8	2:12.471		9	42.488	173.9	44.376	162.7	37.544	193.2	162.3	2:04.408	
4	45.903	143.6	46.648	156.1	40.762	184.0	147.1	2:13.313		10	42.231	173.6	44.263	162.9	37.643	193.5	173.7	2:04.137	
5	46.264	140.8	47.065	146.3	Pit In		134.6	2:23.883		11	42.100	176.2	44.127	164.9	37.512	192.2	167.6	2:03.739	
6	Pit Out	151.9	49.239	161.4	39.535	187.5		3:47.095		12	42.930	145.4	49.405	121.1	Pit In		173.2	2:30.534	

200 Stahl-Mathai										TVR Griffith									
lap	Sect-1	Speed	Sect-2	Speed	Sect-3	Speed	TopSpeed	laptime	pit	lap	Sect-1	Speed	Sect-2	Speed	Sect-3	Speed	Topspeed	laptime	pit
1	Pit Out	117.9	52.559	128.9	43.894	199.6		2:32.407		9	41.952	157.2	44.595	166.2	37.119	218.6	165.0	2:03.666	
2	48.406	132.8	50.575	148.6	42.386	209.7	139.4	2:21.367		10	41.833	161.2	43.180	157.4	36.161	221.8	170.7	2:01.174	
3	45.195	144.2	47.981	137.1	38.963	208.1	158.8	2:12.139		11	45.745	137.9	47.124	143.8	Pit In		163.3	2:24.348	
4	44.996	146.9	46.684	145.0	38.885	214.7	144.9	2:10.565		12	Pit Out	141.4	54.042	134.5	38.540	218.6		7:54.332	
5	44.824	147.7	45.880	153.8	Pit In		158.6	2:16.331		13	40.920	164.6	42.301	175.9	35.897	227.4	159.3	1:59.118	
6	Pit Out	145.4	45.595	144.6	38.597	212.2		6:29.456		14	40.882	165.1	43.528	164.4	35.942	226.9	164.1	2:00.352	
7	43.312	151.5	43.812	157.7	37.184	222.2	144.9	2:04.308		15	40.601	170.1	42.465	173.1	35.084	225.5	157.7	1:58.150	
8	42.298	157.2	43.571	157.9	36.957	223.1	159.5	2:02.826		16	46.357	115.8	53.085	112.4	Pit In		164.8	2:33.662	

Historic Grand Prix 2020

Masters Gentlemen Drivers
Laptimes - Qualification

4 - 6 September 2020
Zandvoort GP - 4259 mtr.

Nbr	Name	Laps	lap	Lap ..1	Lap ..2	Lap ..3	Lap ..4	Lap ..5	Lap ..6	Lap ..7	Lap ..8	Lap ..9	Lap ..0
79	Martin-Greensall	16	1 - 10	2:28.475	2:12.133	2:08.653	2:04.857	2:13.225	6:55.459	2:05.238	2:04.110	2:06.297	2:05.439
			11 - 20	2:04.367	7:50.218	1:58.887	1:57.857	1:56.766	1:56.319				
76	Hart-Hart	14	1 - 10	2:16.669	2:07.176	2:03.403	2:03.538	2:02.160	2:12.232	10:29.637	1:58.841	2:01.091	1:57.205
			11 - 20	7:34.552	1:56.924	1:56.792	2:08.789						
110	Campagne-Kalff	15	1 - 10	2:31.043	2:11.108	2:02.453	2:01.519	2:15.155	5:09.090	2:17.468	2:30.778	4:44.098	1:58.029
			11 - 20	8:30.918	2:04.789	1:57.635	2:14.565	1:58.421					
168	Van Duijvendijk-Pandelaar	10	1 - 10	14:20.948	2:00.657	1:59.654	1:59.036	1:58.439	7:32.261	1:58.349	1:58.020	1:58.509	2:39.969
200	Stahl-Mathai	16	1 - 10	2:32.407	2:21.367	2:12.139	2:10.565	2:16.331	6:29.456	2:04.308	2:02.826	2:03.666	2:01.174
			11 - 20	2:24.348	7:54.332	1:59.118	2:00.352	1:58.150	2:33.662				
52	Maydon-Methley	17	1 - 10	2:35.304	2:18.774	2:09.079	2:09.142	2:07.904	2:04.661	2:16.430	4:59.481	2:09.626	2:05.046
			11 - 20	2:02.658	2:01.001	7:47.235	2:00.189	1:59.592	2:15.149	2:17.614			
17	Ditting-Hancock	15	1 - 10	2:28.544	2:18.748	2:11.185	2:07.903	2:25.009	2:22.402	4:18.938	2:05.422	2:20.921	4:08.279
			11 - 20	2:02.568	8:03.056	2:00.382	2:11.824	3:26.232					
40	Sander Van Gils	15	1 - 10	2:37.266	2:16.318	2:10.962	2:07.911	2:38.678	6:41.022	2:03.266	2:02.465	2:01.198	2:44.399
			11 - 20	9:41.628	2:01.704	2:02.308	2:02.084	2:00.509					
68	Ebeling-Ebeling	16	1 - 10	2:25.159	2:14.372	2:18.805	2:08.641	2:07.557	2:06.682	2:04.934	2:04.446	2:15.247	4:38.440
			11 - 20	2:17.407	2:13.195	7:23.702	4:29.650	2:01.907	2:01.736				
73	Laurent Jaspers	16	1 - 10	2:33.340	2:17.358	2:22.447	3:27.008	2:06.617	2:06.566	2:05.939	2:05.164	2:03.422	2:05.262
			11 - 20	2:14.772	10:19.204	2:05.156	2:04.846	2:02.899	2:03.444				
170	Jewell-Clucas	16	1 - 10	2:22.009	2:14.853	2:13.163	2:12.283	2:25.375	2:08.350	2:08.502	2:17.719	3:47.321	2:05.522
			11 - 20	2:03.996	2:05.948	7:19.186	2:03.141	2:02.971	2:44.218				
166	van Maarschalkerwaart-Voerman	17	1 - 10	2:31.743	2:15.255	2:15.421	2:14.374	2:14.947	2:30.825	4:53.212	2:09.096	2:07.261	2:06.296
			11 - 20	2:05.408	2:04.637	6:33.114	2:03.678	2:06.796	2:04.002	2:34.149			
179	Soper-Martin	12	1 - 10	2:30.909	2:14.941	2:12.471	2:13.313	2:23.883	3:47.095	2:06.240	2:04.942	2:04.408	2:04.137
			11 - 20	2:03.739	2:30.534								
75	Hugenholz-van Hoepen	16	1 - 10	2:25.104	2:19.419	2:12.164	2:10.296	2:08.632	2:06.884	2:07.522	2:07.471	2:06.354	2:15.513
			11 - 20	4:54.030	2:09.377	8:10.552	2:07.814	2:05.966	2:09.538				
167	Dod-Dod	12	1 - 10	2:35.519	2:45.275	2:19.036	2:14.730	2:18.269	2:11.160	2:22.397	3:14.088	2:09.797	2:07.453
			11 - 20	2:08.420	2:31.795								
65	Schoedel-Ebeling	15	1 - 10	2:39.069	2:21.838	2:19.216	2:16.421	2:15.860	2:12.765	2:42.836	7:41.802	2:16.770	2:12.918
			11 - 20	7:05.865	2:13.588	2:10.683	2:09.533	2:10.144					
39	Louis Zurstrassen	15	1 - 10	2:37.315	2:22.684	2:30.203	4:36.728	2:26.568	2:26.895	2:21.968	2:19.738	2:18.272	2:14.261
			11 - 20	2:13.459	8:28.959	2:13.554	2:14.578	2:13.127					

Historic Grand Prix 2020

Masters Gentlemen Drivers
Result of Qualification

4 - 6 September 2020
Zandvoort GP - 4259 mtr.

Pre-1963 Sportscars

Pos	Nbr	Name / Team	Car	Fastest	In	Gap	Diff	Laps	Km/h
1	39	Louis Zurstrassen Olivier Saive	Elva MK5	2:13.127	15			15	115.17

Period F GT cars, up to 2,000cc

Pos	Nbr	Name / Team	Car	Fastest	In	Gap	Diff	Laps	Km/h
1	168	Van Duijvendijk-Pandelaar Duel Motorsport	Porsche GTS 904/6	1:58.020	8			10	129.91

Period F GT cars, over 3,001cc

Pos	Nbr	Name / Team	Car	Fastest	In	Gap	Diff	Laps	Km/h
1	79	Martin-Greensall Foscombe Racing	AC Cobra Daytona Coupe	1:56.319	16			16	131.81
2	76	Hart-Hart DHG Racing	Bizzarrini	1:56.792	13	0.473	0.473	14	131.28
3	110	Campagne-Kalff Bohobo Racing	Chevrolet Corvette Grand Sport	1:57.635	13	1.316	0.843	15	130.34
4	200	Stahl-Mathai Britec Motorsport	TVR Griffith	1:58.150	15	1.831	0.515	16	129.77
5	17	Ditting-Hancock Steinke Sportwagen Service	Jaguar E-Type	2:00.382	13	4.063	2.232	15	127.36
6	68	Ebeling-Ebeling Rhea Sauter Motorsport	Bizzarrini 5300 GT	2:01.736	16	5.417	1.354	16	125.95
7	73	Laurent Jaspers CKL Developments	Jaguar E-Type	2:02.899	15	6.580	1.163	16	124.76
8	166	van Maarschalkerwaard-Voerman JMT	Chevrolet Corvette	2:03.678	14	7.359	0.779	17	123.97
9	75	Hugenholtz-van Hoepen DHG Racing	AC Cobra	2:05.966	15	9.647	2.288	16	121.72
10	167	Dod-Dod Peter Dod	TVR Griffith	2:07.453	10	11.134	1.487	12	120.30
11	65	Schoedel-Ebeling Rhea Sauter Motorsport	Jaguar E Type	2:09.533	14	13.214	2.080	15	118.37

Period F GTP cars, up to 3000cc

Pos	Nbr	Name / Team	Car	Fastest	In	Gap	Diff	Laps	Km/h
1	52	Maydon-Methley Snetterton Speedshop	Ginetta G4R	1:59.592	15			17	128.21
2	40	Sander Van Gils Niek van Gils	Lotus Elan	2:00.509	15	0.917	0.917	15	127.23

THC

Pos	Nbr	Name / Team	Car	Fastest	In	Gap	Diff	Laps	Km/h
-----	-----	-------------	-----	---------	----	-----	------	------	------

Fastest time : 1:56.319 in lap 16 by nbr. 79 : Martin-Greensall (AC)

Publication-time

Results: www.raceresults.nu

Timekeeping by : Circuit Park Zandvoort

Race Director

Timekeeper

Martin van de Pavert



Floortje Snoek (KNAF 36409)



Historic Grand Prix 2020

Masters Gentlemen Drivers
Result of Qualification

4 - 6 September 2020
Zandvoort GP - 4259 mtr.

THC

Pos	Nbr	Name / Team	Car	Fastest	In	Gap	Diff	Laps	Km/h
1	170	Jewell-Clucas Alan Henderson Racing	Ford Lotus Cortina	2:02.971	15			16	124.68
2	179	Soper-Martin Foscombe Racing	Ford Lotus Cortina	2:03.739	11	0.768	0.768	12	123.91

Fastest time : 1:56.319 in lap 16 by nbr. 79 : Martin-Greensal (AC)

Publication-time

Results: www.raceresults.nu

Timekeeping by : Circuit Park Zandvoort

Race Director

Timekeeper

Martin van de Pavert



Floortje Snoek (KNAF 36409)



Historic Grand Prix 2020

Masters Gentlemen Drivers
Sector analyse - Qualification

4 - 6 September 2020
Zandvoort GP - 4259 mtr.

Pos	Nbr	Name / Team name	Sector 1			Sector 2			Sector 3			theoretical best	Actual best	In
			time	Lap	pos	time	Lap	pos	time	Lap	pos			
1	79	Martin-Greensall	39.971	16	2	41.626	16	1	34.652	15	2	1:56.249	1:56.319	16
2	76	Hart-Hart	39.870	12	1	41.904	10	2	34.644	12	1	1:56.418	1:56.792	13
3	110	Campagne-Kalff	40.327	11	3	42.069	15	4	35.021	13	3	1:57.417	1:57.635	13
4	168	Van Duijvendijk-Pandelaar	40.555	3	4	41.930	8	3	35.518	8	6	1:58.003	1:58.020	8
5	200	Stahl-Mathai	40.601	15	5	42.301	13	5	35.084	15	4	1:57.986	1:58.150	15
6	52	Maydon-Methley	41.198	14	7	42.898	15	6	35.394	15	5	1:59.490	1:59.592	15
7	17	Ditting-Hancock	40.779	13	6	43.642	11	9	35.844	13	7	2:00.265	2:00.382	13
8	40	Sander Van Gils	41.218	12	8	42.929	15	7	36.023	15	8	2:00.170	2:00.509	15
9	68	Ebeling-Ebeling	41.387	16	9	43.844	15	10	36.326	15	9	2:01.557	2:01.736	16
10	73	Laurent Jaspers	41.875	9	10	43.865	15	11	37.002	14	10	2:02.742	2:02.899	15
11	170	Jewell-Clucas	42.168	15	12	43.579	15	8	37.224	15	13	2:02.971	2:02.971	15
12	166	van Maarschalkerwaart-Voerman	42.479	14	13	43.924	16	12	37.043	16	11	2:03.446	2:03.678	14
13	179	Soper-Martin	42.100	11	11	44.127	11	13	37.512	11	15	2:03.739	2:03.739	11
14	75	Hugenholtz-van Hoepen	43.042	10	15	44.526	9	14	37.380	9	14	2:04.948	2:05.966	15
15	167	Dod-Dod	43.039	11	14	45.463	11	15	37.189	10	12	2:05.691	2:07.453	10
16	65	Schoedel-Ebeling	43.764	14	16	46.181	14	16	39.274	13	16	2:09.219	2:09.533	14
17	39	Louis Zurstrassen	45.308	12	17	47.716	13	17	39.585	11	17	2:12.609	2:13.127	15

Historic Grand Prix 2020

Heat name : Masters Gentlemen Drivers - Qualification
 Heat Date : 05 September 2020
 Track name : Zandvoort GP - 4259 mtr.

Participants Started	: 17	Participants Classified	: 17
Participants Finished	: 13	Participants Not Classified	: 0
Participants Not Finished	: 4		

Green flag at	: 08:56:24	Heat recording start time	: 08:40:38
Finish flag waved at	: 09:40:33	Heat recording end time	: 09:42:42
Total time under Green	: 44:08	Total of All Laps in Heat	: 253
Number of cautions	: 0	Total time under Yellow	: 00:00:00
Number of code-60's	: 0	Total time under Code-60	: 00:00:00

Best Lap time history during the Heat

#	Nbr	lap time	in lap	Name	Car	time of day
1	76	2:07.176	2	Hart-Hart	Bizzarrini	09:01:20
2	76	2:03.403	3	Hart-Hart	Bizzarrini	09:03:23
3	110	2:02.453	3	Campagne-Kalff	Chevrolet Corvette Grand Sport	09:04:14
4	110	2:01.519	4	Campagne-Kalff	Chevrolet Corvette Grand Sport	09:06:16
5	168	2:00.657	2	Van Duijvendijk-Pandelaar	Porsche GTS 904/6	09:20:25
6	76	1:58.841	8	Hart-Hart	Bizzarrini	09:22:10
7	110	1:58.029	10	Campagne-Kalff	Chevrolet Corvette Grand Sport	09:25:10
8	76	1:57.205	10	Hart-Hart	Bizzarrini	09:26:08
9	76	1:56.924	12	Hart-Hart	Bizzarrini	09:35:39
10	76	1:56.792	13	Hart-Hart	Bizzarrini	09:37:36
11	79	1:56.766	15	Martin-Greensall	AC Cobra Daytona Coupe	09:39:20
12	79	1:56.319	16	Martin-Greensall	AC Cobra Daytona Coupe	09:41:16

Summary of best laptimes per class

Nbr	Name / Team name	Car	Clas	Fastest Laptime	In	Speed
39	Louis Zurstrassen	Elva MK5	A	2:13.127	15	115.17
168	Van Duijvendijk-Pandelaar	Porsche GTS 904/6	C1	1:58.020	8	129.91
79	Martin-Greensall	AC Cobra Daytona Coupe	C3	1:56.319	16	131.81
52	Maydon-Methley	Ginetta G4R	CLP	1:59.592	15	128.21
170	Jewell-Clucas	Ford Lotus Cortina	THC	2:02.971	15	124.68

Historic Grand Prix 2020

Masters Gentlemen Drivers Final results Qualification

4 - 6 September 2020
Zandvoort GP - 4259 mtr.


Pos	Nbr	Name / Team	Car	Cls	Pl C	Fastest	In	Gap	Diff	Laps	Km/h
1	79	Martin-Greensall Foscombe Racing	AC Cobra Daytona Coupe	C3	1	1:56.319	16			16	131.81
2	76	Hart-Hart DHG Racing	Bizzarrini	C3	2	1:56.792	13	0.473	0.473	14	131.28
3	110	Campagne-Kalff Bohobo Racing	Chevrolet Corvette Grand Sport	C3	3	1:57.635	13	1.316	0.843	15	130.34
4	168	Van Duijvendijk-Pandelaar Duel Motorsport	Porsche GTS 904/6	C1	1	1:58.020	8	1.701	0.385	10	129.91
5	200	Stahl-Mathai Britec Motorsport	TVR Griffith	C3	4	1:58.150	15	1.831	0.130	16	129.77
6	52	Maydon-Methley Snetterton Speedshop	Ginetta G4R	CLP	1	1:59.592	15	3.273	1.442	17	128.21
7	17	Ditting-Hancock Steinke Sportwagen Service	Jaguar E-Type	C3	5	2:00.382	13	4.063	0.790	15	127.36
8	40	Sander Van Gils Niek van Gils	Lotus Elan	CLP	2	2:00.509	15	4.190	0.127	15	127.23
9	68	Ebeling-Ebeling Rhea Sauter Motorsport	Bizzarrini 5300 GT	C3	6	2:01.736	16	5.417	1.227	16	125.95
10	73	Laurent Jaspers CKL Developments	Jaguar E-Type	C3	7	2:02.899	15	6.580	1.163	16	124.76
11	170	Jewell-C Lucas Alan Henderson Racing	Ford Lotus Cortina	THC	1	2:02.971	15	6.652	0.072	16	124.68
12	166	van Maarschalkerwaard-Voerman JMT	Chevrolet Corvette	C3	8	2:03.678	14	7.359	0.707	17	123.97
13	179	Soper-Martin Foscombe Racing	Ford Lotus Cortina	THC	2	2:03.739	11	7.420	0.061	12	123.91
14	75	Hugenholtz-van Hoepen DHG Racing	AC Cobra	C3	9	2:05.966	15	9.647	2.227	16	121.72
15	167	Dod-Dod Peter Dod	TVR Griffith	C3	10	2:07.453	10	11.134	1.487	12	120.30
16	65	Schoedel-Ebeling Rhea Sauter Motorsport	Jaguar E Type	C3	11	2:09.533	14	13.214	2.080	15	118.37
17	39	Louis Zurstrassen Olivier Saive	Elva MK5	A	1	2:13.127	15	16.808	3.594	15	115.17

Fastest time : 1:56.319 in lap 16 by nbr. 79 : Martin-Greensall (AC)

Results: www.raceresults.nu

Timekeeping by : Circuit Park Zandvoort

Publication-time

Steward	Steward	Steward	
Marc van Geel (KNAF 9543)	Ton Nachtgeller (KNAF 9953)	Willem Keijzer (KNAF 11488)	
Page 1 of 1			

Historic Grand Prix 2020

Positions for each lap - Race

4 - 6 September 2020

Masters Gentlemen Drivers

Zandvoort GP - 4259 mtr.

Positions for each lap

Pos	Nr.	Name	1	2	3	4	5	6	7	8	9	10	11	12	13	14	15	16	17	18	19	20
1	76	Hart-Hart	79	79	79	79	79	79	79	79	79	79	79	79	79	79	79	79	79	79	79	79
2	168	Van Duijvendijk - Pandelaar	76	76	76	76	76	76	76	76	76	76	76	76	76	76	76	76	76	76	76	76
3	40	Sander Van Gils	200	200	52	52	52	52	52	52	52	52	52	52	52	52	40	40	40	40	40	40
4	52	Maydon-Methley	52	52	40	40	40	40	40	40	40	40	40	40	40	40	52	110	110	110	110	110
5	75	Hugenholtz-van Hoepen	40	40	166	166	166	166	110	110	110	110	110	110	110	110	110	75	75	75	52	52
6	79	Martin- Greensall	166	166	75	75	110	110	166	166	166	166	166	75	75	75	75	73	73	52	75	75
7	166	van Maarschalkerwaard-Voerman	17	75	73	110	75	75	75	75	75	75	75	166	73	73	73	52	52	73	73	73
8	167	Dod-Dod	168	17	110	73	73	73	73	73	73	73	73	166	166	166	168	168	168	168	168	168
9	17	Ditting-Hancock	75	73	17	17	17	17	17	17	17	17	17	17	17	168	168	166	166	166	166	166
10	39	Louis Zurstrassen	73	65	200	65	65	65	65	65	65	65	65	168	168	65	65	65	65	65	65	65
11	73	Laurent Jaspers	65	168	65	168	168	168	168	168	168	168	168	65	65	167	167	39	39	39	39	167
12	65	Schoedel-Ebeling	167	110	168	167	167	167	167	167	167	167	167	167	167	17	39	167	167	167	167	39
13	200	Stahl-Mathai	110	167	167	39	39	39	39	39	39	39	39	39	39	39	17	17	17	17	17	17
14	110	Campagne-Kalff	39	39	39	200	200	200	200	200	200	200	200	200	200	200	200	200	200	200	200	200

Historic Grand Prix 2020

Positions for each lap - Race

4 - 6 September 2020

Masters Gentlemen Drivers

Zandvoort GP - 4259 mtr.

Positions for each lap

Pos	Nr.	Name	21	22	23	24	25	26	27	28	29	30	31	32	33	34	35	36	37	38	39	40
1	76	Hart-Hart	79	79	79	79	79	76	76	76	76	76	76	76	76	76	76	76	76	76	76	76
2	168	Van Duijvendijk - Pandelaar	40	40	76	76	76	79	79	79	79	79	79	79	40	40	168	168	168	168	168	168
3	40	Sander Van Gils	52	52	40	40	40	40	40	40	40	40	40	40	168	168	40	40	40	40	40	40
4	52	Maydon-Methley	75	75	73	73	168	168	168	168	168	168	168	168	52	52	52	52	52	52	52	52
5	75	Hugenholtz-van Hoepen	73	65	168	168	73	52	52	52	52	52	52	52	75	75	75	75	75	75	75	75
6	79	Martin- Greensall	168	76	52	52	52	73	73	73	73	73	75	75	79	79	79	79	79	79	79	79
7	166	van Maarschalkerwaard-Voerman	166	73	75	75	75	75	75	75	75	166	166	166	166	166	166	166	166	166	166	166
8	167	Dod-Dod	65	168	65	65	65	166	166	166	166	166	167	167	167	167	167	167	167	167	167	167
9	17	Ditting-Hancock	76	166	166	166	166	65	167	167	167	167	39	39	39	39	17	39	39	39	39	17
10	39	Louis Zurstrassen	110	110	167	167	167	167	39	39	39	39	17	17	17	17	39	17	17	17	17	39
11	73	Laurent Jaspers	167	167	39	39	39	39	17	17	17	17										
12	65	Schoede I.-Ebeling	39	39	17	17	17	17														
13	200	Stahl-Mathai	17	17	200	200	200	200														
14	110	Campagne-Kalff	200	200																		

Historic Grand Prix 2020

Positions for each lap - Race

4 - 6 September 2020

Zandvoort GP - 4259 mtr.

Masters Gentlemen Drivers

Positions for each lap

Pos	Nr.	Name	41	42	43	44
1	76	Hart-Hart	76	76	76	76
2	168	Van Duijvendijk - Pandelaar	168	168	168	168
3	40	Sander Van Gils	40	40	40	40
4	52	Maydon-Methley	52	52	52	
5	75	Hugenholtz-van Hoepen	75	75	75	
6	79	Martin-Greensall	79	79		
7	166	van Maarschalkerwaard-Voerman	166	166		
8	167	Dod-Dod	167			
9	17	Ditting-Hancock	17			
10	39	Louis Zurstrassen	39			
11	73	Laurent Jaspers				
12	65	Schoede I.-Ebeling				
13	200	Stahl-Mathai				
14	110	Campagne-Kalff				

Historic Grand Prix 2020

Masters Gentlemen Drivers
Laps and Sector Times - Race

4 - 6 September 2020
Zandvoort GP - 4259 mtr.

17 Ditting-Hancock									Jaguar E-Type										
lap	Sect-1	Speed	Sect-2	Speed	Sect-3	Speed	TopSpeed	laptime	pit	lap	Sect-1	Speed	Sect-2	Speed	Sect-3	Speed	Topspeed	laptime	pit
1	47.710	152.3	46.072	155.2	38.385	199.6	126.9	2:12.167		22	42.665	163.9	43.662	157.4	36.417	211.8	155.0	2:02.744	
2	44.552	150.8	46.366	161.9	37.824	203.8	162.8	2:08.742		23	42.261	135.7	45.055	160.0	36.216	214.3	164.3	2:03.532	
3	43.712	154.7	44.599	162.9	37.705	206.9	162.6	2:06.016		24	42.099	162.7	43.463	172.0	36.253	213.4	160.4	2:01.815	
4	43.195	158.6	44.725	163.4	37.687	207.7	159.3	2:05.607		25	42.099	159.1	43.514	165.6	36.200	213.0	166.3	2:01.813	
5	42.791	161.7	44.024	162.9	37.052	210.5	162.1	2:03.867		26	41.357	168.5	42.927	173.9	35.707	213.9	165.5	1:59.991	
6	42.939	163.6	44.078	167.7	37.341	209.7	154.3	2:04.358		27	41.639	168.0	42.863	173.6	35.677	214.3	163.1	2:00.179	
7	42.714	153.4	44.382	163.4	37.512	208.9	165.8	2:04.608		28	41.781	167.7	42.723	179.1	35.715	213.0	160.4	2:00.219	
8	42.514	163.9	44.162	164.9	37.180	210.1	168.6	2:03.856		29	42.146	165.6	43.290	174.2	36.278	213.4	161.6	2:01.714	
9	42.804	154.9	44.592	164.4	36.688	209.3	165.8	2:04.084		30	41.369	161.7	44.648	172.8	36.035	213.4	161.9	2:02.052	
10	42.582	164.4	44.031	163.6	36.938	208.9	158.3	2:03.551		31	41.008	164.4	42.606	180.3	35.549	214.7	171.8	1:59.163	
11	42.897	163.6	44.111	169.3	36.817	208.9	163.6	2:03.825		32	41.084	164.1	43.569	158.4	36.530	211.8	179.1	2:01.183	
12	42.748	157.4	44.179	169.3	37.508	206.9	163.6	2:04.435		33	41.649	166.2	42.878	164.4	36.013	213.0	159.3	2:00.540	
13	42.815	159.3	44.245	163.6	37.680	208.5	158.6	2:04.740		34	41.400	167.2	42.685	175.0	35.735	213.9	166.6	1:59.820	
14	42.968	164.1	44.166	161.7	Pit In		159.5	2:45.847		35	41.377	167.7	43.768	156.7	36.492	213.4	156.3	2:01.637	
15	Pit Out	155.2	44.500	161.7	37.320	206.9		6:11.025		36	42.223	161.4	1:09.970	146.1	37.354	210.9	159.5	2:29.547	
16	44.607	161.2	43.834	170.9	37.626	207.7	158.8	2:06.067		37	42.426	163.1	44.199	157.7	36.282	213.4	153.5	2:02.907	
17	42.934	161.2	44.343	161.4	37.622	205.7	159.0	2:04.899		38	42.158	165.4	43.844	157.9	36.435	212.2	160.9	2:02.437	
18	45.273	160.2	44.100	169.8	36.868	208.9	152.8	2:06.241		39	42.332	158.6	44.742	153.2	36.206	215.6	157.2	2:03.280	
19	42.646	161.7	43.595	172.8	36.584	209.7	157.4	2:02.825		40	43.013	146.5	45.281	152.1	37.704	210.1	153.2	2:05.998	
20	42.775	156.7	44.018	168.2	Pit In		153.5	2:12.491		41	42.981	152.3	45.293	155.6	36.597	212.6	160.9	2:04.871	
21	Pit Out	150.0	45.244	141.0	37.505	208.5		3:55.594		42									

39 Louis Zurstrassen									Elva MK5										
lap	Sect-1	Speed	Sect-2	Speed	Sect-3	Speed	TopSpeed	laptime	pit	lap	Sect-1	Speed	Sect-2	Speed	Sect-3	Speed	Topspeed	laptime	pit
1	49.169	136.7	49.660	141.2	41.006	182.7	123.7	2:19.835		22	44.076	146.9	45.582	157.2	38.361	188.2	160.0	2:08.019	
2	46.388	128.3	48.886	142.9	41.570	179.1	156.5	2:16.844		23	44.676	150.4	45.769	158.4	38.953	188.5	157.7	2:09.398	
3	45.988	133.5	48.662	143.8	40.052	182.7	154.3	2:14.702		24	44.240	153.4	45.558	159.3	38.520	187.8	153.9	2:08.318	
4	44.884	132.2	48.236	145.4	39.609	182.7	167.1	2:12.729		25	44.587	160.2	46.160	160.5	39.918	188.5	160.0	2:10.665	
5	46.860	122.9	48.335	134.7	39.815	183.4	148.9	2:15.010		26	44.362	145.4	46.461	157.4	38.816	189.5	158.3	2:09.639	
6	45.863	138.3	48.931	144.0	40.169	184.6	145.5	2:14.963		27	44.284	161.2	46.743	154.9	39.863	187.5	172.9	2:10.890	
7	45.678	133.3	48.051	150.0	39.438	186.5	159.5	2:13.167		28	44.873	153.8	47.088	150.2	40.003	183.7	150.5	2:11.964	
8	45.366	134.7	48.687	147.9	39.269	187.5	150.9	2:13.322		29	45.094	144.4	45.956	153.2	39.300	187.8	147.1	2:10.350	
9	46.127	149.6	46.845	158.6	39.174	185.2	157.2	2:12.146		30	44.235	151.5	46.515	157.9	39.079	187.5	162.1	2:09.829	
10	44.799	144.4	47.077	155.4	38.592	186.5	164.5	2:10.468		31	44.718	157.9	46.702	152.8	39.265	186.5	150.7	2:10.685	
11	44.771	149.4	47.062	155.2	40.025	184.9	166.0	2:11.858		32	43.717	159.5	46.291	145.6	38.563	187.8	169.7	2:08.571	
12	45.209	153.0	47.054	153.0	38.938	185.2	145.9	2:11.201		33	44.667	159.5	46.718	134.5	39.193	189.5	143.6	2:10.578	
13	45.937	140.6	47.980	153.0	39.274	185.6	150.1	2:13.191		34	44.348	159.1	46.434	160.0	39.712	187.2	150.9	2:10.494	
14	45.915	151.0	48.007	151.0	39.240	184.9	150.5	2:13.162		35	44.594	147.9	46.352	159.8	38.761	191.8	150.9	2:09.707	
15	46.346	147.3	46.233	151.9	38.920	190.1	152.6	2:11.499		36	44.365	156.5	46.893	147.3	38.647	188.5	147.3	2:09.905	
16	45.637	149.0	46.674	158.8	39.072	187.2	155.0	2:11.383		37	44.172	157.2	45.723	161.4	38.369	188.5	162.3	2:08.264	
17	45.030	149.4	47.131	150.4	38.446	188.8	151.1	2:10.607		38	44.375	146.7	46.133	160.0	38.697	189.1	150.1	2:09.205	
18	44.893	147.7	48.272	141.2	39.353	190.5	147.1	2:12.518		39	43.737	153.0	45.693	158.6	38.534	188.5	157.2	2:07.964	
19	44.274	157.0	46.491	148.4	Pit In		155.2	2:17.771		40	44.061	142.9	46.892	156.1	38.549	189.8	156.5	2:09.502	
20	Pit Out	139.9	48.457	146.3	40.008	186.5	79.0	4:03.675		41	44.986	146.1	46.275	160.0	38.968	170.9	144.3	2:10.229	
21	45.123	153.4	46.219	159.3	38.135	188.2	140.8	2:09.477		42									

40 Sander Van Gils									Lotus Elan										
lap	Sect-1	Speed	Sect-2	Speed	Sect-3	Speed	TopSpeed	laptime	pit	lap	Sect-1	Speed	Sect-2	Speed	Sect-3	Speed	Topspeed	laptime	pit
1	44.902	165.4	44.112	155.8	37.042	200.0	139.7	2:06.056		23	Pit Out	170.6	43.666	167.4	36.238	202.2		3:49.289	
2	42.163	169.0	43.630	164.4	36.698	200.0	152.4	2:02.491		24	41.963	168.2	43.281	172.0	36.454	202.6	156.8	2:01.698	
3	41.979	169.3	43.840	159.3	38.307	197.1	155.2	2:04.126		25	42.780	170.9	43.679	170.3	36.615	201.5	155.6	2:03.074	
4	42.779	172.0	44.273	163.4	37.528	197.4	147.8	2:04.580		26	42.319	165.9	43.535	168.5	36.455	202.2	160.9	2:02.309	
5	42.541	157.2	44.442	159.8	37.326	198.9	155.9	2:04.309		27	42.266	171.7	43.215	168.2	37.564	203.0	155.2	2:03.045	
6	42.303	165.9	43.818	169.0	36.878	199.3	152.2	2:02.999		28	42.608	157.2	43.581	167.4	37.927	200.7	155.4	2:04.116	
7	42.152	167.7	43.665	161.2	36.778	200.4	154.5	2:02.595		29	41.802	169.3	43.282	160.2	38.223	199.3	166.8	2:03.307	
8	42.292	169.5	43.093	165.9	36.755	200.4	152.0	2:02.140		30	41.691	168.8	43.141	165.9	37.677	201.9	160.7	2:02.509	
9	41.867	169.5	43.104	170.3	36.814	200.0	159.0	2:01.785		31	41.449	166.9	43.109	168.8	37.695	197.8	161.4	2:02.253	
10	42.142	171.7	43.064	165.4	36.855	200.0	152.4	2:02.061		32	42.745	167.4	43.757	166.4	38.677	200.7	158.1	2:05.179	
11	42.158	165.9	43.278	162.2	36.732	200.4	156.8	2:02.168		33	42.009	165.1	43.804	170.3	37.777	202.6	162.3	2:03.590	
12	42.346	170.6	43.251	169.3	37.153	198.5	149.1	2:02.750		34	41.780	172.8	43.496	168.0	37.589	202.2	167.3	2:02.865	
13	42.667	164.6	43.328	167.4	36.875	198.9	148.5	2:02.870		35	41.776	172.0	43.219	170.3	37.955	203.4	154.5	2:02.950	
14	41.815	172.5	42.888	168.5	36.785	200.0	156.3	2:01.488		36	42.369	168.2	43.933	164.1	37.455	201.1	151.1	2:03.757	
15	41.904	172.5	43.376	165.9	36.538	196.4	151.1	2:01.818		37	42.241	165.1	44.084	161.2	37.339	202.2	160.4	2:03.664	
16	42.687	159.5	43.542	161.7	36.808	198.2	155.9	2:03.037		38	42.134	166.7	43.599	167.2					

Historic Grand Prix 2020

Masters Gentlemen Drivers
Laps and Sector Times - Race

4 - 6 September 2020
Zandvoort GP - 4259 mtr.

19	42.144	171.7	43.198	169.8	36.283	199.6	163.6	2:01.625	41	42.549	165.4	43.784	168.0	37.130	<u>204.2</u>	151.3	2:03.463
20	42.206	168.2	43.996	167.7	36.820	200.0	155.2	2:03.022	42	43.258	167.2	43.674	168.8	36.880	202.2	150.7	2:03.812
21	42.028	170.6	43.397	168.2	36.529	198.5	157.4	2:01.954	43	41.935	168.2	43.400	162.7	36.957	203.4	163.8	2:02.292
22	42.728	160.7	44.326	158.4	Pit In		156.1	2:13.477	44	42.596	165.4	43.925	157.0	37.421	181.2	154.5	2:03.942

52 Maydon-Methley									Ginetta G4R										
lap	Sect-1	Speed	Sect-2	Speed	Sect-3	Speed	TopSpeed	laptime	pit	lap	Sect-1	Speed	Sect-2	Speed	Sect-3	Speed	Topspeed	laptime	pit
1	44.110	162.2	44.366	164.6	36.609	208.9	128.1	2:05.085		23	Pit Out	154.5	45.447	169.5	38.713	203.4		4:00.015	
2	42.146	165.1	43.959	166.4	<u>35.692</u>	<u>209.3</u>	153.2	2:01.797		24	42.738	166.4	43.599	174.2	36.325	205.7	155.4	2:02.662	
3	<u>41.411</u>	<u>172.5</u>	43.069	166.2	36.889	205.7	159.3	2:01.369		25	42.006	161.4	43.639	173.4	36.672	204.9	158.6	2:02.317	
4	42.458	160.5	43.955	174.2	36.569	204.2	165.5	2:02.982		26	41.952	164.6	43.851	<u>175.3</u>	38.223	203.0	158.8	2:04.026	
5	42.484	159.5	43.568	171.4	36.378	204.2	168.9	2:02.430		27	42.525	161.7	43.654	172.2	37.332	206.1	159.0	2:03.511	
6	42.763	156.5	43.496	171.7	36.418	204.5	162.3	2:02.677		28	41.914	167.4	43.765	173.6	36.848	206.9	160.9	2:02.527	
7	42.952	153.8	44.065	165.9	36.507	204.2	164.3	2:03.524		29	41.884	168.0	43.790	162.9	38.895	197.8	161.2	2:04.569	
8	42.774	157.2	43.539	169.5	36.446	204.9	158.1	2:02.759		30	44.345	160.5	43.641	172.0	36.728	195.3	152.2	2:04.714	
9	42.504	158.1	43.490	167.4	36.410	204.5	165.5	2:02.404		31	42.492	164.1	44.128	168.8	37.459	197.8	153.5	2:04.079	
10	41.919	162.7	43.088	172.8	36.991	203.8	168.9	2:01.998		32	42.211	162.9	43.313	174.8	36.987	205.7	161.6	2:02.511	
11	41.850	162.9	43.607	168.2	36.033	200.4	164.8	2:01.490		33	42.470	165.1	43.212	171.7	36.697	204.5	158.1	2:02.379	
12	42.722	152.5	43.536	169.0	36.012	204.2	163.1	2:02.270		34	42.170	163.6	45.199	166.7	37.019	203.8	162.3	2:04.388	
13	42.142	159.8	43.197	169.8	36.655	204.2	<u>174.0</u>	2:01.994		35	42.957	166.2	44.032	169.5	36.668	204.2	160.0	2:03.657	
14	42.516	157.4	44.165	170.9	36.348	190.1	164.5	2:03.029		36	42.551	162.9	44.039	173.1	36.388	206.1	165.3	2:02.978	
15	42.844	154.1	43.247	160.2	Pit In		165.3	2:10.328		37	43.001	159.5	43.824	167.2	36.795	203.8	161.4	2:03.620	
16	Pit Out	160.2	43.814	173.9	35.764	206.9		2:28.488		38	42.341	158.1	44.142	156.7	37.005	206.9	157.9	2:03.488	
17	41.773	164.6	<u>42.853</u>	163.9	36.008	208.1	165.8	<u>2:00.634</u>		39	42.775	156.5	44.059	167.4	36.477	205.7	159.5	2:03.311	
18	41.412	163.1	43.457	164.6	36.202	208.1	160.9	2:01.071		40	42.972	156.7	43.592	168.5	36.575	203.0	166.8	2:03.139	
19	41.948	162.7	43.638	171.4	36.113	205.3	171.8	2:01.699		41	42.518	164.9	43.618	170.1	36.479	206.5	161.4	2:02.615	
20	41.573	157.7	43.353	163.1	36.299	205.3	172.6	2:01.225		42	42.328	160.2	44.363	166.2	36.534	204.5	161.9	2:03.225	
21	42.343	160.7	43.575	170.1	35.973	203.8	160.4	2:01.891		43	42.665	157.4	43.210	171.7	35.946	200.4	162.6	2:01.821	
22	42.657	154.1	46.053	166.9	Pit In		170.2	2:11.940											

65 Schoedel-Ebeling									Jaguar E Type										
lap	Sect-1	Speed	Sect-2	Speed	Sect-3	Speed	TopSpeed	laptime	pit	lap	Sect-1	Speed	Sect-2	Speed	Sect-3	Speed	Topspeed	laptime	pit
1	46.357	148.4	46.401	142.1	38.936	207.7	136.9	2:11.694		14	42.855	155.6	45.047	169.0	37.276	205.3	157.9	2:05.178	
2	43.265	153.2	45.950	157.4	37.934	207.7	167.8	2:07.149		15	42.619	161.7	44.862	166.4	37.424	206.1	167.1	2:04.905	
3	42.983	157.4	46.006	160.5	38.315	204.5	159.0	2:07.304		16	43.038	162.4	45.131	167.2	37.345	204.9	156.8	2:05.514	
4	41.869	155.6	45.027	164.4	37.844	206.1	168.4	2:04.740		17	42.867	157.4	45.333	156.1	38.507	207.7	159.0	2:06.707	
5	42.499	154.1	44.729	161.4	37.657	206.1	154.5	2:04.885		18	41.738	159.5	45.402	165.1	37.440	206.9	<u>176.8</u>	2:04.580	
6	42.092	157.9	<u>44.311</u>	157.4	37.615	<u>209.3</u>	163.6	2:04.018		19	42.705	158.1	45.416	167.4	38.160	199.3	163.6	2:06.281	
7	<u>41.710</u>	154.5	44.568	166.4	37.646	206.9	170.7	2:03.924		20	42.825	<u>165.1</u>	45.385	161.0	37.507	200.7	153.0	2:05.717	
8	42.183	158.8	45.123	155.6	37.391	208.9	164.1	2:04.697		21	42.541	159.1	45.188	<u>175.6</u>	37.301	205.3	167.6	2:05.030	
9	42.383	156.3	44.791	158.1	37.690	207.7	159.7	2:04.864		22	43.431	154.3	45.247	162.4	Pit In		171.5	2:11.833	
10	42.715	<u>165.1</u>	44.733	167.7	37.465	207.7	156.3	2:04.913		23	Pit Out	142.7	47.035	157.7	40.389	196.7		4:10.991	
11	42.380	157.7	44.353	158.8	<u>37.189</u>	206.9	162.1	<u>2:03.922</u>		24	44.534	144.6	46.635	154.7	39.178	202.6	169.7	2:10.347	
12	42.339	158.1	46.356	139.4	37.969	200.7	166.3	2:06.664		25	45.303	131.5	47.749	144.0	38.843	200.7	157.9	2:11.895	
13	42.774	151.5	44.632	170.6	37.867	203.8	154.8	2:05.273		26	51.805	106.2	1:00.121	114.6	Pit In		162.6	2:50.046	

73 Laurent Jaspers									Jaguar E-Type										
lap	Sect-1	Speed	Sect-2	Speed	Sect-3	Speed	TopSpeed	laptime	pit	lap	Sect-1	Speed	Sect-2	Speed	Sect-3	Speed	Topspeed	laptime	pit
1	47.182	150.4	46.072	158.4	39.244	201.5	132.9	2:12.498		16	41.933	165.4	43.739	169.8	36.743	203.4	175.1	2:02.415	
2	43.948	151.3	46.063	164.4	37.740	<u>204.2</u>	155.6	2:07.751		17	41.939	164.6	44.289	167.4	37.032	202.2	164.8	2:03.260	
3	42.710	164.6	44.122	168.2	37.855	201.1	162.3	2:04.687		18	41.809	<u>169.3</u>	44.016	<u>172.5</u>	37.165	<u>204.2</u>	167.3	2:02.990	
4	42.379	159.8	44.706	161.9	38.192	201.5	169.4	2:05.277		19	42.166	167.2	44.240	167.4	<u>36.564</u>	202.2	168.6	2:02.970	
5	42.652	159.8	44.548	163.6	37.262	203.8	164.8	2:04.462		20	42.532	166.7	43.779	170.3	36.739	202.2	165.8	2:03.050	
6	42.369	165.9	43.820	164.4	36.906	203.8	162.8	2:03.095		21	41.970	162.7	43.929	171.2	Pit In		173.7	2:09.766	
7	42.338	160.0	44.236	168.2	36.955	203.0	177.7	2:03.529		22	Pit Out	162.4	43.733	170.9	36.876	200.0		3:52.664	
8	42.092	161.7	44.236	170.6	37.079	201.9	177.4	2:03.407		23	42.175	162.7	43.856	170.3	36.857	201.5	174.3	2:02.888	
9	42.200	163.9	44.185	163.4	36.970	203.0	172.9	2:03.355		24	42.086	167.7	44.060	165.6	36.799	200.0	169.9	2:02.945	
10	42.385	165.1	43.984	162.9	37.032	200.4	166.0	2:03.401		25	43.069	167.4	43.692	170.9	37.298	199.6	168.1	2:04.059	
11	42.209	167.7	44.077	163.6	37.344	201.1	164.5	2:03.630		26	42.340	<u>169.3</u>	44.258	167.7	41.391	197.8	163.3	2:07.989	
12	42.401	167.2	44.555	168.5	37.206	200.4	174.8	2:04.162		27	42.502	164.4	44.020	165.9	37.617	198.9	168.1	2:04.139	
13	42.249	<u>169.3</u>	43.938	168.2	37.058	202.2	169.1	2:03.245		28	42.231	167.4	44.113	169.0	37.223	199.3	171.0	2:03.567	
14	<u>41.765</u>	166.2	<u>43.629</u>	170.3	36.958	201.1	<u>181.2</u>	<u>2:02.352</u>		29	41.878	168.5	43.748	171.4	43.465	196.4	175.7	2:09.091	
15	42.115	167.7	43.639	171.4	36.818	200.7	167.6	2:02.572		30	42.330	163.4	43.752	164.9	Pit In		170.7	2:14.718	

75 Hugenholtz-van Hoepen									AC Cobra										
lap	Sect-1	Speed	Sect-2	Speed	Sect-3	Speed	TopSpeed	laptime	pit	lap	Sect-1	Speed	Sect-2	Speed	Sect-3	Speed	Topspeed	laptime	pit
1	46.956	157.7	45.929	156.1	38.849	216.9	132.4	2:11.734		23	Pit Out	150.8	46.060	161.9	37.825	214.3		4:10.412	
2	43																		

Historic Grand Prix 2020

Masters Gentlemen Drivers
Laps and Sector Times - Race4 - 6 September 2020
Zandvoort GP - 4259 mtr.

3	42.693	156.1	44.856	175.3	38.330	213.9	168.9	2:05.879	25	43.268	157.4	45.106	169.5	38.337	217.7	160.0	2:06.711
4	42.781	162.2	44.534	177.9	37.157	216.0	163.3	2:04.472	26	43.164	150.8	45.107	168.0	37.782	216.0	160.2	2:06.053
5	44.042	154.7	44.080	169.3	37.182	220.0	162.6	2:05.304	27	43.277	158.1	46.192	153.2	37.955	218.6	157.7	2:07.424
6	42.082	161.9	43.744	164.4	37.430	217.7	164.3	2:03.256	28	43.446	155.4	52.212	163.6	38.033	218.2	151.5	2:13.691
7	42.427	160.0	44.170	172.0	36.864	219.1	170.7	2:03.461	29	43.327	157.0	45.206	175.6	37.077	<u>220.9</u>	160.2	2:05.610
8	42.075	164.9	44.102	175.9	37.106	219.5	164.8	2:03.283	30	43.022	158.1	45.145	173.6	37.724	216.0	162.3	2:05.891
9	42.560	163.4	43.969	171.2	36.794	219.1	154.1	2:03.323	31	43.173	154.5	44.840	166.9	37.789	218.6	162.8	2:05.802
10	42.310	162.7	44.022	172.2	36.638	214.7	160.9	2:02.970	32	43.199	159.3	46.105	158.6	38.139	220.0	160.9	2:07.443
11	42.764	161.0	44.109	155.6	37.308	220.4	173.2	2:04.181	33	42.272	155.2	44.745	170.1	37.179	218.6	172.9	2:04.196
12	42.682	<u>166.4</u>	44.100	168.0	36.547	219.5	<u>182.7</u>	2:03.329	34	42.255	150.8	44.904	166.9	36.910	<u>220.9</u>	165.8	2:04.069
13	42.339	163.1	44.040	180.3	36.730	218.2	169.4	2:03.109	35	43.069	154.7	44.235	172.8	36.939	218.2	170.7	2:04.243
14	42.189	159.5	44.036	<u>184.0</u>	<u>36.291</u>	220.4	168.1	2:02.516	36	42.567	157.4	44.992	174.8	36.958	217.3	172.1	2:04.517
15	42.185	158.8	44.139	168.8	36.606	219.1	169.4	2:02.930	37	42.563	160.5	44.549	169.5	36.810	220.0	165.8	2:03.922
16	41.994	<u>166.4</u>	44.260	166.7	36.768	216.9	171.0	2:03.022	38	42.411	157.2	53.349	173.1	38.056	218.6	171.8	2:13.816
17	41.928	164.6	44.200	170.9	36.848	216.9	162.6	2:02.976	39	42.228	154.1	44.713	178.8	37.099	220.0	177.4	2:04.040
18	42.311	164.9	<u>43.716</u>	172.5	36.893	217.7	154.8	2:02.920	40	42.564	158.4	45.324	177.6	37.666	219.5	160.7	2:05.554
19	42.121	165.6	44.378	169.8	36.510	220.0	166.0	2:03.009	41	42.600	154.3	47.015	160.5	37.213	220.4	156.8	2:06.828
20	42.042	164.6	43.880	172.2	36.844	<u>220.9</u>	166.3	2:02.766	42	42.727	151.7	44.981	173.4	37.317	220.4	165.8	2:05.025
21	<u>41.769</u>	165.9	43.844	168.2	36.870	218.6	181.8	<u>2:02.483</u>	43	42.806	156.7	45.027	171.4	36.945	216.0	172.3	2:04.778
22	42.246	165.4	44.437	156.5	Pit In		167.3	2:12.787	44								

76 Hart-Hart									Bizzarrini								
lap	Sect-1	Speed	Sect-2	Speed	Sect-3	Speed	TopSpeed	lapttime pit	lap	Sect-1	Speed	Sect-2	Speed	Sect-3	Speed	Topspeed	lapttime pit
1	44.321	161.0	44.157	173.6	36.419	222.2	153.5	2:04.897	23	41.146	161.4	42.917	177.0	35.360	224.1	161.6	1:59.423
2	41.802	162.9	43.664	170.6	35.793	223.1	163.1	2:01.259	24	40.710	167.2	42.845	178.2	35.166	223.6	<u>172.6</u>	1:58.721
3	41.737	167.2	43.852	169.8	35.794	223.1	171.3	2:01.383	25	40.321	173.6	42.580	178.5	35.264	<u>225.0</u>	165.8	1:58.165
4	41.632	170.3	43.198	175.6	35.488	223.1	170.2	2:00.318	26	40.344	172.5	42.874	173.6	35.199	221.8	170.5	1:58.417
5	41.218	175.3	42.922	166.2	35.641	224.5	165.5	1:59.781	27	41.330	165.9	42.937	169.3	35.815	222.2	156.8	2:00.082
6	41.332	171.2	42.859	175.9	35.321	223.1	171.0	1:59.512	28	41.126	174.2	43.195	165.4	35.987	222.7	156.3	2:00.308
7	41.140	172.2	43.127	169.3	35.389	221.8	165.3	1:59.656	29	40.678	174.2	43.082	172.0	35.657	221.8	164.5	1:59.417
8	41.451	173.1	42.959	171.7	35.928	224.1	161.4	2:00.338	30	40.850	175.3	42.394	179.1	35.197	<u>225.0</u>	160.0	1:58.441
9	41.298	169.0	43.476	168.2	35.629	222.7	167.3	2:00.403	31	40.249	177.3	42.451	<u>184.6</u>	35.174	222.7	161.4	1:57.874
10	41.721	166.4	43.046	167.4	35.742	222.2	160.0	2:00.509	32	40.570	<u>182.4</u>	<u>42.302</u>	177.0	Pit In		166.0	2:04.474
11	42.176	173.1	43.373	168.2	35.712	221.8	162.3	2:01.261	33	Pit Out	173.1	42.810	177.6	35.342	218.6	81.1	2:19.567
12	41.352	166.7	43.451	168.2	36.534	222.2	169.1	2:01.337	34	40.893	174.5	42.714	171.4	35.661	222.2	158.6	1:59.268
13	41.829	166.4	43.462	168.0	35.907	224.5	165.3	2:01.198	35	41.000	171.4	42.700	172.8	35.492	222.7	156.5	1:59.192
14	41.666	169.3	43.594	174.5	36.381	222.7	171.5	2:01.641	36	40.844	176.8	42.763	180.9	35.177	222.7	156.8	1:58.784
15	41.395	171.4	43.791	166.9	35.886	224.1	169.7	2:01.072	37	40.450	181.5	42.309	180.0	<u>34.892</u>	224.1	163.6	<u>1:57.651</u>
16	41.687	165.4	44.082	163.1	36.177	224.5	158.1	2:01.946	38	40.414	175.6	42.678	169.0	35.312	221.8	163.3	1:58.404
17	41.243	170.6	43.704	162.4	35.842	222.7	160.2	2:00.789	39	40.536	177.6	42.785	174.5	35.631	219.1	163.6	1:58.952
18	41.021	170.3	43.735	158.1	35.795	222.7	166.8	2:00.551	40	40.675	173.6	42.936	164.1	35.576	220.0	166.3	1:59.187
19	41.423	166.7	43.606	171.2	35.753	222.2	160.4	2:00.782	41	40.956	172.2	42.864	173.4	35.502	219.1	157.2	1:59.322
20	41.549	171.4	43.360	163.1	Pit In		164.3	2:07.060	42	40.828	179.4	42.553	177.6	35.033	223.6	159.3	1:58.414
21	Pit Out	173.1	43.047	170.3	35.701	223.1	86.6	3:52.082	43	41.446	161.0	42.951	175.6	35.074	223.1	159.5	1:59.471
22	40.862	172.0	43.229	173.6	35.370	224.5	164.5	1:59.461	44	<u>40.065</u>	181.8	43.123	172.0	35.676	186.2	166.0	1:58.864

79 Martin-Greensall									AC Cobra Daytona Coupe								
lap	Sect-1	Speed	Sect-2	Speed	Sect-3	Speed	TopSpeed	lapttime pit	lap	Sect-1	Speed	Sect-2	Speed	Sect-3	Speed	Topspeed	lapttime pit
1	44.449	160.2	43.819	165.4	36.489	216.0	144.1	2:04.757	22	40.903	170.9	42.620	172.0	35.034	222.2	164.3	1:58.557
2	41.629	164.4	43.633	167.2	36.135	216.0	169.9	2:01.397	23	<u>40.501</u>	<u>180.3</u>	42.685	173.4	<u>34.781</u>	<u>225.5</u>	172.1	<u>1:57.967</u>
3	41.399	166.7	43.018	170.9	36.527	216.0	173.7	2:00.944	24	41.363	171.4	43.084	163.4	Pit In		<u>177.1</u>	2:08.501
4	41.397	165.6	42.760	174.8	35.875	217.7	165.3	2:00.032	25	Pit Out	143.8	45.363	159.1	37.580	205.7		4:16.704
5	41.173	168.0	42.492	172.8	35.827	218.6	165.5	1:59.492	26	42.906	163.6	43.882	165.6	36.739	214.7	152.4	2:03.527
6	40.913	169.8	42.325	177.0	35.597	218.6	169.4	1:58.835	27	42.363	161.2	43.892	168.2	37.045	214.3	157.9	2:03.300
7	40.854	171.4	42.447	169.0	35.606	218.6	169.7	1:58.907	28	41.957	159.1	44.099	157.4	37.108	217.3	157.0	2:03.164
8	40.773	172.8	42.451	167.7	35.766	219.1	170.2	1:58.990	29	42.473	154.5	43.892	165.1	37.118	218.6	163.8	2:03.483
9	40.716	173.1	42.379	165.9	35.523	219.5	170.7	1:58.618	30	42.464	162.2	44.000	162.2	37.534	217.3	155.2	2:03.998
10	40.719	175.9	42.415	171.4	35.893	218.6	171.5	1:59.027	31	42.608	157.2	44.350	161.7	36.730	216.0	165.0	2:03.688
11	40.731	175.0	42.550	170.6	35.631	217.7	167.1	1:58.912	32	43.167	149.4	47.517	121.5	Pit In		154.5	2:36.697
12	40.824	174.5	42.465	<u>179.1</u>	35.434	220.9	164.3	1:58.723	33	Pit Out	145.9	45.452	150.2	37.681	214.7		4:40.580
13	40.803	173.6	42.385	174.5	35.336	221.8	165.3	1:58.524	34	42.631	157.9	44.643	158.6	36.520	218.6	152.8	2:03.794
14	41.014	174.5	<u>42.319</u>	164.6	35.525	220.0	170.2	1:58.858	35	42.260	155.6	43.533	158.8	37.229	219.1	163.8	2:03.022
15	41.007	175.6	42.489	163.1	35.281	221.8	164.8	1:58.777	36	42.123	159.8	44.330	166.4	37.598	212.2	169.4	2:04.051
16	41.312	173.1	42.654	172.0	36.125	220.0	168.1	2:00.091	37	42.418	156.7	45.748	161.0	37.190	217.3	163.6	2:05.356
17	40.735	174.8	42.576	170.3	35.279	221.8	165.8	1:58.590	38	42.335	154.7	44.164	157.0	36.915	220.0	168.1	2:03.414
18	40.678	175.6	42.734	169.8	35.472	219.1	171.3	1:58.884	39	42.425	158.4	45.207	161.7	37.216	217.3	160.4	2:04.848
19	40.774	177.3	42.723	163.4	35.957	218.6	166.8	1:59.454	40	42.939	154.3	44.927	152.3	36.393	220.0	155.2	2:04.259
20	41.054	175.0	42.571	169.3	36.418	216.0	161.4	2:00.043	41	43.544	140.3	44.665					

Historic Grand Prix 2020

Masters Gentlemen Drivers
Laps and Sector Times - Race

4 - 6 September 2020
Zandvoort GP - 4259 mtr.

21	41.032	175.0	42.638	171.4	35.488	220.9	165.3	1:59.158	42	42.987	150.2	45.078	145.9	37.455	194.2	169.1	2:05.520
----	--------	-------	--------	-------	--------	-------	-------	----------	----	--------	-------	--------	-------	--------	-------	-------	----------

110 Campagne-Kalff										Chevrolet Corvette Grand Sport									
lap	Sect-1	Speed	Sect-2	Speed	Sect-3	Speed	TopSpeed	laptime	pit	lap	Sect-1	Speed	Sect-2	Speed	Sect-3	Speed	Topspeed	laptime	pit
1	Pit Out	157.4	45.274	156.3	37.827	221.8		2:06.541		12	41.257	162.9	43.950	169.8	37.214	222.2	174.5	2:02.421	
2		43.021	156.3	45.023	149.8	37.177	222.2	159.5	2:05.221	13	41.207	168.2	43.610	166.2	36.822	220.0	167.8	2:01.639	
3		42.087	171.2	43.894	166.4	36.938	223.1	168.6	2:02.919	14	41.103	163.1	43.742	161.2	37.043	221.3	170.5	2:01.888	
4		42.009	166.7	43.857	166.2	36.698	223.1	157.4	2:02.564	15	41.288	164.1	44.142	161.2	36.509	222.7	166.3	2:01.939	
5		43.417	160.5	43.608	175.0	37.020	218.6	155.4	2:04.045	16	41.235	168.0	43.879	160.2	36.426	222.7	169.9	2:01.540	
6		42.081	167.2	43.554	166.7	36.320	222.7	156.5	2:01.955	17	41.882	166.9	43.931	170.9	36.514	222.2	161.9	2:02.327	
7		41.611	163.1	43.731	164.1	37.184	220.4	160.4	2:02.526	18	41.231	166.7	43.970	165.4	36.446	223.6	171.3	2:01.647	
8		41.283	170.3	<u>43.458</u>	170.3	36.886	221.8	<u>177.9</u>	2:01.627	19	41.505	167.2	43.824	167.7	36.888	222.2	168.9	2:02.217	
9		41.328	167.2	44.059	166.7	36.859	220.4	172.9	2:02.246	20	41.524	165.6	44.098	165.1	Pit In		169.7	2:01.006	
10		41.428	165.4	43.854	154.5	36.634	222.7	162.8	2:01.916	21	Pit Out	163.6	43.520	<u>176.8</u>	<u>36.108</u>	<u>227.4</u>		5:54.128	
11		41.438	<u>172.0</u>	43.852	154.1	36.472	222.7	164.3	2:01.762	22	<u>40.584</u>	<u>172.0</u>					168.1	<u>1:58.332</u>	

166 van Maarschalkerwaard-Voerman										Chevrolet Corvette									
lap	Sect-1	Speed	Sect-2	Speed	Sect-3	Speed	TopSpeed	laptime	pit	lap	Sect-1	Speed	Sect-2	Speed	Sect-3	Speed	Topspeed	laptime	pit
1		45.195	164.1	44.144	167.7	37.428	208.5	144.3	2:06.767	22	Pit Out	140.6	47.482	154.9	39.333	206.1	79.5	4:53.854	
2		42.893	164.9	44.333	174.5	38.093	210.5	158.1	2:05.319	23	44.446	147.5	46.274	153.8	38.950	208.9	172.1	2:09.670	
3		43.164	159.5	44.782	167.4	37.976	211.8	157.7	2:05.922	24	44.327	148.4	46.673	156.3	38.460	210.5	169.7	2:09.460	
4		43.027	162.2	44.641	166.4	37.566	210.9	159.3	2:05.234	25	43.869	152.5	46.034	157.4	38.999	209.3	173.2	2:08.902	
5		42.729	163.4	44.310	176.8	37.308	212.2	159.7	2:04.347	26	46.008	147.1	45.877	154.1	40.971	208.9	172.9	2:12.856	
6		42.825	159.8	44.484	170.1	37.241	213.0	164.8	2:04.550	27	45.013	152.1	46.075	158.6	39.733	209.3	160.7	2:10.821	
7		42.865	167.4	45.050	163.9	37.229	214.3	161.4	2:05.144	28	44.475	149.4	46.186	166.9	40.241	201.9	160.7	2:10.902	
8		42.198	160.0	44.488	174.2	37.547	213.0	165.8	2:04.233	29	46.214	143.8	46.504	156.3	41.226	183.4	160.2	2:13.944	
9		42.467	163.6	44.496	169.8	37.054	213.9	165.5	2:04.017	30	45.329	145.9	46.575	151.3	Pit In		169.7	2:20.653	
10		42.453	163.6	44.374	170.1	37.102	208.1	163.8	2:03.929	31	Pit Out	148.1	47.140	162.4	38.708	207.3	89.6	2:25.264	
11		42.434	164.6	44.403	170.1	37.398	213.0	169.9	2:04.235	32	44.467	148.8	45.956	164.1	38.696	209.7	168.4	2:09.119	
12		42.341	163.4	45.077	168.5	<u>36.631</u>	215.1	176.2	2:04.049	33	44.489	150.4	45.858	156.5	38.774	209.7	166.3	2:09.121	
13		42.073	166.2	44.584	175.3	40.511	<u>215.6</u>	171.0	2:07.168	34	44.038	151.7	45.203	157.4	38.728	210.9	171.5	2:07.969	
14		47.315	165.9	44.208	176.5	36.823	213.0	<u>183.3</u>	2:08.346	35	43.802	148.4	45.866	161.7	38.730	209.3	171.3	2:08.398	
15		42.285	<u>168.0</u>	44.185	173.1	36.792	215.1	166.6	2:03.262	36	44.273	148.6	45.456	159.5	38.234	210.1	160.9	2:07.963	
16		42.863	165.9	44.476	<u>178.5</u>	41.353	213.0	164.8	2:08.692	37	43.465	149.8	46.541	162.9	37.960	209.7	172.3	2:07.966	
17		<u>42.044</u>	166.9	44.560	178.2	36.772	212.6	174.5	2:03.376	38	43.633	143.4	45.625	162.2	38.278	211.8	172.9	2:07.536	
18		42.385	162.2	44.462	171.7	36.938	213.4	163.8	2:03.785	39	43.652	149.0	45.467	160.2	38.864	208.5	165.5	2:07.983	
19		42.124	161.7	<u>43.992</u>	169.5	37.072	214.3	165.8	<u>2:03.188</u>	40	45.048	149.8	45.926	165.4	38.230	210.1	161.6	2:09.204	
20		42.187	163.9	44.333	176.8	37.856	212.2	166.0	2:04.376	41	43.643	150.8	45.747	155.2	37.709	213.0	174.8	2:07.099	
21		42.628	161.4	44.721	169.5	Pit In		164.1	2:14.777	42	43.873	155.4	45.999	157.0	38.162	208.9	168.6	2:08.034	

167 Dod-Dod										TVR Griffith									
lap	Sect-1	Speed	Sect-2	Speed	Sect-3	Speed	TopSpeed	laptime	pit	lap	Sect-1	Speed	Sect-2	Speed	Sect-3	Speed	Topspeed	laptime	pit
1		46.992	137.9	46.805	135.5	38.527	215.1	123.5	2:12.324	22	42.677	157.0	44.886	162.4	37.904	204.9	162.6	2:05.467	
2		44.132	144.8	47.115	132.4	38.913	210.5	158.3	2:10.160	23	43.533	156.3	44.307	159.8	37.443	200.7	146.9	2:05.283	
3		43.988	149.4	46.077	156.1	38.369	214.3	156.3	2:08.434	24	43.715	145.9	45.036	156.7	37.771	191.8	155.6	2:06.522	
4		43.650	146.3	45.726	152.3	37.974	217.7	156.1	2:07.350	25	43.974	154.1	45.867	149.0	38.841	193.5	156.3	2:08.682	
5		43.122	150.2	45.239	159.1	37.250	<u>222.2</u>	160.2	2:05.611	26	43.893	154.5	45.138	161.4	38.850	193.9	149.3	2:07.881	
6		42.657	154.1	45.392	161.4	37.304	221.8	166.6	2:05.353	27	44.121	154.7	45.488	154.7	39.594	185.2	149.9	2:09.203	
7		44.042	143.6	45.612	157.7	38.085	214.3	160.0	2:07.739	28	44.847	152.3	46.184	152.5	39.586	184.0	138.5	2:10.617	
8		43.118	148.4	45.259	157.2	37.292	215.6	159.7	2:05.669	29	45.093	153.4	45.386	156.3	Pit In		151.8	2:19.165	
9		43.251	153.4	44.915	159.1	36.738	218.2	152.6	2:04.904	30	Pit Out	154.7	45.672	151.3	38.823	190.1		3:00.852	
10		43.086	147.3	45.102	157.9	36.854	208.9	159.5	2:05.042	31	43.054	161.7	45.031	156.7	38.382	190.5	152.8	2:06.467	
11		43.038	148.6	44.810	161.7	37.360	201.1	160.9	2:05.208	32	44.061	155.6	44.752	164.9	37.748	192.9	145.1	2:06.561	
12		44.153	143.6	45.057	162.4	37.684	202.2	156.5	2:06.894	33	43.343	158.6	44.712	167.2	36.421	213.9	150.7	2:04.476	
13		43.837	156.5	44.490	158.8	37.211	204.2	147.8	2:05.538	34	41.539	161.9	43.481	170.9	36.202	214.7	169.4	2:01.222	
14		42.737	148.8	44.743	160.0	37.552	202.6	<u>172.9</u>	2:05.032	35	41.386	155.2	43.706	168.8	36.091	214.7	166.8	2:01.183	
15		1:14.436	136.9	49.401	127.8	Pit In		155.4	2:56.317	36	41.718	152.1	50.920	165.1	36.575	216.0	158.3	2:09.213	
16		Pit Out	135.3	47.529	144.8	38.662	196.7		4:18.271	37	41.790	157.9	<u>43.061</u>	<u>172.8</u>	<u>35.716</u>	220.9	166.3	<u>2:00.567</u>	
17		43.509	154.7	45.845	158.8	38.558	191.8	150.5	2:07.912	38	<u>41.379</u>	159.5	44.245	161.7	37.196	221.3	167.6	2:02.820	
18		43.517	153.0	45.818	159.1	37.614	200.4	146.9	2:06.949	39	41.807	161.7	43.737	163.1	35.959	220.4	167.6	2:01.503	
19		42.854	157.2	45.274	161.9	37.872	198.2	156.5	2:06.000	40	41.633	163.1	43.662	166.4	36.522	216.0	164.8	2:01.817	
20		44.344	154.3	46.084	162.4	37.914	196.4	156.3	2:08.342	41	41.474	<u>164.4</u>	45.012	157.0	36.451	200.7	160.0	2:02.937	
21		43.315	158.8	44.558	165.6	37.412	210.5	162.3	2:05.285	42									

168 Van Duijvendijk-Pandelaar										Porsche GTS 904/6									
lap	Sect-1	Speed	Sect-2	Speed	Sect-3	Speed	TopSpeed	laptime	pit	lap	Sect-1	Speed	Sect-2	Speed	Sect-3	Speed	Topspeed	laptime	pit
1		47.735	156.1	46.137	158.8	39.539	200.7	132.3	2:13.411	23	41.639	173.1	43.088	168.5	37.011	204.5	165.5	2:01.738	
2		44.646	151.7	47.097	160.7	38.616													

Historic Grand Prix 2020

Masters Gentlemen Drivers
Laps and Sector Times - Race

4 - 6 September 2020
Zandvoort GP - 4259 mtr.

3	44.331	161.0	45.363	169.3	38.313	195.7	162.1	2:08.007	25	41.108	183.1	42.944	174.5	36.004	203.8	174.5	2:00.056
4	43.495	164.4	44.970	167.7	37.832	198.9	156.5	2:06.297	26	41.174	177.0	43.136	172.2	36.102	204.5	168.4	2:00.412
5	42.531	165.4	44.162	166.7	37.578	199.3	157.0	2:04.271	27	<u>40.816</u>	<u>187.2</u>	42.879	172.5	36.521	204.9	181.5	2:00.216
6	42.715	165.1	44.063	164.1	37.530	198.9	152.8	2:04.308	28	41.364	173.1	43.489	171.4	36.714	202.6	180.3	2:01.567
7	42.588	164.4	44.298	160.7	37.587	197.8	159.3	2:04.473	29	41.129	184.6	43.028	172.2	36.365	204.9	173.4	2:00.522
8	42.189	166.9	43.815	169.5	37.037	201.5	167.8	2:03.041	30	40.971	175.9	43.439	171.2	36.396	203.8	<u>182.4</u>	2:00.806
9	42.241	168.5	44.179	167.7	37.003	201.9	157.2	2:03.423	31	41.505	181.8	43.370	172.0	36.521	203.4	158.1	2:01.396
10	42.646	169.5	44.869	169.8	37.144	203.4	149.7	2:04.659	32	41.131	177.9	43.288	173.1	36.331	203.8	178.8	2:00.750
11	42.347	163.4	44.698	170.1	36.797	202.2	163.3	2:03.842	33	41.114	185.6	42.592	172.8	36.415	204.2	165.8	2:00.121
12	42.346	160.2	44.910	171.2	36.484	201.5	167.6	2:03.740	34	41.036	180.0	42.914	<u>175.0</u>	36.457	204.5	162.3	2:00.407
13	42.189	169.0	43.713	170.6	36.910	203.4	163.1	2:02.812	35	40.862	186.5	42.604	172.8	36.187	204.2	167.3	1:59.653
14	42.343	162.2	44.097	170.9	36.890	203.8	150.5	2:03.330	36	40.882	186.2	42.706	174.2	36.169	204.2	170.5	1:59.757
15	41.916	163.9	43.933	169.5	37.017	203.0	156.5	2:02.866	37	41.048	186.2	43.122	164.4	36.825	202.2	170.5	2:00.995
16	42.925	171.4	44.294	169.0	36.965	201.9	151.3	2:04.184	38	41.170	185.2	42.844	170.9	36.166	203.8	163.3	2:00.180
17	42.024	166.9	44.273	171.2	36.866	201.9	167.8	2:03.163	39	40.910	182.7	43.747	172.2	36.057	203.0	177.9	2:00.714
18	41.707	168.8	43.849	168.5	37.369	201.9	168.6	2:02.925	40	41.106	184.0	43.038	169.3	36.373	203.8	157.0	2:00.517
19	42.100	166.9	44.146	170.9	37.712	196.0	167.1	2:03.958	41	40.998	180.9	<u>42.551</u>	173.1	<u>35.894</u>	204.5	164.5	<u>1:59.443</u>
20	42.534	165.9	44.038	170.1	36.947	200.7	153.7	2:03.519	42	40.932	183.1	43.348	174.2	36.249	203.8	170.5	2:00.529
21	42.139	166.4	44.122	167.4	Pit In		167.1	2:10.247	43	41.336	171.2	43.132	171.4	36.322	204.5	163.8	2:00.790
22	Pit Out	170.6	43.551	172.2	36.370	204.5		3:43.901	44	41.613	165.1	43.385	169.0	36.010	199.6	154.3	2:01.008

200 Stahl-Mathai										TVR Griffith									
lap	Sect-1	Speed	Sect-2	Speed	Sect-3	Speed	TopSpeed	laptime	pit	lap	Sect-1	Speed	Sect-2	Speed	Sect-3	Speed	TopSpeed	laptime	pit
1	44.408	154.9	44.187	159.1	36.949	208.9	125.6	2:05.544		14	41.877	165.9	43.507	166.7	36.041	220.4	155.4	2:01.425	
2	42.120	161.0	43.114	164.9	36.760	217.3	148.0	2:01.994		15	41.427	161.7	43.558	170.9	36.311	223.1	155.2	2:01.296	
3	42.657	157.7	43.633	144.4	Pit In		159.7	2:20.377		16	42.072	164.1	43.748	161.7	36.278	220.9	153.0	2:02.098	
4	Pit Out	151.0	44.803	160.5	37.451	213.0		9:11.066		17	41.677	166.7	43.341	169.3	36.339	218.6	152.4	2:01.357	
5	42.453	161.2	44.180	163.9	37.149	218.6	158.3	2:03.782		18	41.955	166.2	43.537	166.4	36.075	216.0	151.8	2:01.567	
6	42.319	162.2	44.162	164.4	37.060	220.9	157.7	2:03.541		19	42.323	165.1	43.490	160.2	36.437	222.2	149.9	2:02.250	
7	41.505	159.5	43.429	166.7	36.455	220.9	158.8	2:01.389		20	41.896	166.9	44.882	156.1	Pit In		160.9	2:11.798	
8	42.206	160.2	43.352	159.5	36.749	220.4	163.1	2:02.307		21	Pit Out	138.3	47.958	161.9	39.714	210.5		4:17.604	
9	41.825	166.2	43.630	164.9	36.208	222.2	157.0	2:01.663		22	45.085	137.8	47.813	158.8	38.287	222.2	161.9	2:11.185	
10	41.907	<u>167.4</u>	43.614	163.1	35.972	223.1	<u>163.6</u>	2:01.493		23	45.138	144.0	46.981	<u>171.7</u>	40.046	218.2	162.3	2:12.165	
11	41.432	164.1	43.007	163.1	36.107	222.2	162.3	2:00.546		24	45.362	143.8	47.695	158.4	40.362	214.3	154.5	2:13.419	
12	42.294	<u>167.4</u>	<u>42.752</u>	161.9	36.046	222.2	151.1	2:01.092		25	43.724	152.3	46.236	164.4	39.071	203.8	144.9	2:09.031	
13	<u>41.096</u>	164.4	43.389	171.2	<u>35.681</u>	<u>225.0</u>	155.6	<u>2:00.166</u>		26	46.853	137.2	48.015	147.5	Pit In		151.1	2:22.144	

Historic Grand Prix 2020

Masters Gentlemen Drivers
Laptimes - Race

4 - 6 September 2020
Zandvoort GP - 4259 mtr.

Nbr	Name	Laps	lap	Lap ..1	Lap ..2	Lap ..3	Lap ..4	Lap ..5	Lap ..6	Lap ..7	Lap ..8	Lap ..9	Lap ..0
76	Hart-Hart	44	1 - 10	2:04.897	2:01.259	2:01.383	2:00.318	1:59.781	1:59.512	1:59.656	2:00.338	2:00.403	2:00.509
			11 - 20	2:01.261	2:01.337	2:01.198	2:01.641	2:01.072	2:01.946	2:00.789	2:00.551	2:00.782	2:07.060
			21 - 30	3:52.082	1:59.461	1:59.423	1:58.721	1:58.165	1:58.417	2:00.082	2:00.308	1:59.417	1:58.441
			31 - 40	1:57.874	2:04.474	2:19.567	1:59.268	1:59.192	1:58.784	1:57.651	1:58.404	1:58.952	1:59.187
			41 - 50	1:59.322	1:58.414	1:59.471	1:58.864						
168	Van Duijvendijk-Pandelaar	44	1 - 10	2:13.411	2:10.359	2:08.007	2:06.297	2:04.271	2:04.308	2:04.473	2:03.041	2:03.423	2:04.659
			11 - 20	2:03.842	2:03.740	2:02.812	2:03.330	2:02.866	2:04.184	2:03.163	2:02.925	2:03.958	2:03.519
			21 - 30	2:10.247	3:43.901	2:01.738	2:00.162	2:00.056	2:00.412	2:00.216	2:01.567	2:00.522	2:00.806
			31 - 40	2:01.396	2:00.750	2:00.121	2:00.407	1:59.653	1:59.757	2:00.995	2:00.180	2:00.714	2:00.517
			41 - 50	1:59.443	2:00.529	2:00.790	2:01.008						
40	Sander Van Gils	44	1 - 10	2:06.056	2:02.491	2:04.126	2:04.580	2:04.309	2:02.999	2:02.595	2:02.140	2:01.785	2:02.061
			11 - 20	2:02.168	2:02.750	2:02.870	2:01.488	2:01.818	2:03.037	2:02.015	2:02.856	2:01.625	2:03.022
			21 - 30	2:01.954	2:13.477	3:49.289	2:01.698	2:03.074	2:02.309	2:03.045	2:04.116	2:03.307	2:02.509
			31 - 40	2:02.253	2:05.179	2:03.590	2:02.865	2:02.950	2:03.757	2:03.664	2:02.704	2:03.444	2:03.230
			41 - 50	2:03.463	2:03.812	2:02.292	2:03.942						
52	Maydon-Methley	43	1 - 10	2:05.085	2:01.797	2:01.369	2:02.982	2:02.430	2:02.677	2:03.524	2:02.759	2:02.404	2:01.998
			11 - 20	2:01.490	2:02.270	2:01.994	2:03.029	2:10.328	2:28.488	2:00.634	2:01.071	2:01.699	2:01.225
			21 - 30	2:01.891	2:11.940	4:00.015	2:02.662	2:02.317	2:04.026	2:03.511	2:02.527	2:04.569	2:04.714
			31 - 40	2:04.079	2:02.511	2:02.379	2:04.388	2:03.657	2:02.978	2:03.620	2:03.488	2:03.311	2:03.139
			41 - 50	2:02.615	2:03.225	2:01.821							
75	Hugenholz-van Hoepen	43	1 - 10	2:11.734	2:05.670	2:05.879	2:04.472	2:05.304	2:03.256	2:03.461	2:03.283	2:03.323	2:02.970
			11 - 20	2:04.181	2:03.329	2:03.109	2:02.516	2:02.930	2:03.022	2:02.976	2:02.920	2:03.009	2:02.766
			21 - 30	2:02.483	2:12.787	4:10.412	2:06.320	2:06.711	2:06.053	2:07.424	2:13.691	2:05.610	2:05.891
			31 - 40	2:05.802	2:07.443	2:04.196	2:04.069	2:04.243	2:04.517	2:03.922	2:13.816	2:04.040	2:05.554
			41 - 50	2:06.828	2:05.025	2:04.778							
79	Martin-Greensall	42	1 - 10	2:04.757	2:01.397	2:00.944	2:00.032	1:59.492	1:58.835	1:58.907	1:58.990	1:58.618	1:59.027
			11 - 20	1:58.912	1:58.723	1:58.524	1:58.858	1:58.777	2:00.091	1:58.590	1:58.884	1:59.454	2:00.043
			21 - 30	1:59.158	1:58.557	1:57.967	2:08.501	4:16.704	2:03.527	2:03.300	2:03.164	2:03.483	2:03.998
			31 - 40	2:03.688	2:36.697	4:40.580	2:03.794	2:03.022	2:04.051	2:05.356	2:03.414	2:04.848	2:04.259
			41 - 50	2:05.930	2:05.520								
166	van Maarschalkwaart-Voerman	42	1 - 10	2:06.767	2:05.319	2:05.922	2:05.234	2:04.347	2:04.550	2:05.144	2:04.233	2:04.017	2:03.929
			11 - 20	2:04.235	2:04.049	2:07.168	2:08.346	2:03.262	2:08.692	2:03.376	2:03.785	2:03.188	2:04.376
			21 - 30	2:14.777	4:53.854	2:09.670	2:09.460	2:08.902	2:12.856	2:10.821	2:10.902	2:13.944	2:20.653
			31 - 40	2:25.264	2:09.119	2:09.121	2:07.969	2:08.398	2:07.963	2:07.966	2:07.536	2:07.983	2:09.204
			41 - 50	2:07.099	2:08.034								
167	Dod-Dod	41	1 - 10	2:12.324	2:10.160	2:08.434	2:07.350	2:05.611	2:05.353	2:07.739	2:05.669	2:04.904	2:05.042
			11 - 20	2:05.208	2:06.894	2:05.538	2:05.032	2:56.317	4:18.271	2:07.912	2:06.949	2:06.000	2:08.342
			21 - 30	2:05.285	2:05.467	2:05.283	2:06.522	2:08.682	2:07.881	2:09.203	2:10.617	2:19.165	3:00.852
			31 - 40	2:06.467	2:06.561	2:04.476	2:01.222	2:01.183	2:09.213	2:00.567	2:02.820	2:01.503	2:01.817
			41 - 50	2:02.937									
17	Ditting-Hancock	41	1 - 10	2:12.167	2:08.742	2:06.016	2:05.607	2:03.867	2:04.358	2:04.608	2:03.856	2:04.084	2:03.551
			11 - 20	2:03.825	2:04.435	2:04.740	2:45.847	6:11.025	2:06.067	2:04.899	2:06.241	2:02.825	2:12.491
			21 - 30	3:55.594	2:02.744	2:03.532	2:01.815	2:01.813	1:59.991	2:00.179	2:00.219	2:01.714	2:02.052
			31 - 40	1:59.163	2:01.183	2:00.540	1:59.820	2:01.637	2:29.547	2:02.907	2:02.437	2:03.280	2:05.998
			41 - 50	2:04.871									
39	Louis Zurstrassen	41	1 - 10	2:19.835	2:16.844	2:14.702	2:12.729	2:15.010	2:14.963	2:13.167	2:13.322	2:12.146	2:10.468
			11 - 20	2:11.858	2:11.201	2:13.191	2:13.162	2:11.499	2:11.383	2:10.607	2:12.518	2:17.771	4:03.675
			21 - 30	2:09.477	2:08.019	2:09.398	2:08.318	2:10.665	2:09.639	2:10.890	2:11.964	2:10.350	2:09.829

Historic Grand Prix 2020

Masters Gentlemen Drivers
Laptimes - Race

4 - 6 September 2020
Zandvoort GP - 4259 mtr.

Nbr	Name	Laps	lap	Lap ..1	Lap ..2	Lap ..3	Lap ..4	Lap ..5	Lap ..6	Lap ..7	Lap ..8	Lap ..9	Lap ..0
			31 - 40	2:10.685	2:08.571	2:10.578	2:10.494	2:09.707	2:09.905	2:08.264	2:09.205	2:07.964	2:09.502
			41 - 50	2:10.229									
73	Laurent Jaspers	30	1 - 10	2:12.498	2:07.751	2:04.687	2:05.277	2:04.462	2:03.095	2:03.529	2:03.407	2:03.355	2:03.401
			11 - 20	2:03.630	2:04.162	2:03.245	2:02.352	2:02.572	2:02.415	2:03.260	2:02.990	2:02.970	2:03.050
			21 - 30	2:09.766	3:52.664	2:02.888	2:02.945	2:04.059	2:07.989	2:04.139	2:03.567	2:09.091	2:14.718
65	Schoedel-Ebeling	26	1 - 10	2:11.694	2:07.149	2:07.304	2:04.740	2:04.885	2:04.018	2:03.924	2:04.697	2:04.864	2:04.913
			11 - 20	2:03.922	2:06.664	2:05.273	2:05.178	2:04.905	2:05.514	2:06.707	2:04.580	2:06.281	2:05.717
			21 - 30	2:05.030	2:11.833	4:10.991	2:10.347	2:11.895	2:50.046				
200	Stahl-Mathai	26	1 - 10	2:05.544	2:01.994	2:20.377	3:11.066	2:03.782	2:03.541	2:01.389	2:02.307	2:01.663	2:01.493
			11 - 20	2:00.546	2:01.092	2:00.166	2:01.425	2:01.296	2:02.098	2:01.357	2:01.567	2:02.250	2:11.798
			21 - 30	4:17.604	2:11.185	2:12.165	2:13.419	2:09.031	2:22.144				
110	Campagne-Kalff	22	1 - 10	2:06.541	2:05.221	2:02.919	2:02.564	2:04.045	2:01.955	2:02.526	2:01.627	2:02.246	2:01.916
			11 - 20	2:01.762	2:02.421	2:01.639	2:01.888	2:01.939	2:01.540	2:02.327	2:01.647	2:02.217	2:10.006
			21 - 30	5:54.128	1:58.332								

Historic Grand Prix 2020

Masters Gentlemen Drivers

4 - 6 September 2020

Result of Race

Zandvoort GP - 4259 mtr.

Pre-1963 Sportscars

Pos	Nbr	Name / Team	Car	Gap	Diff	Total time	Fastest	In
1	39	Louis Zurstrassen Olivier Saive	Elva MK5	-- 41 laps --		1:31:49.592	2:07.964	39

Period F GT cars, up to 2,000cc

Pos	Nbr	Name / Team	Car	Gap	Diff	Total time	Fastest	In
1	168	Van Duijvendijk-Pandelaar Duel Motorsport	Porsche GTS 904/6	-- 44 laps --		1:31:43.957	1:59.443	41

Period F GT cars, over 3,001cc

Pos	Nbr	Name / Team	Car	Gap	Diff	Total time	Fastest	In
1	76	Hart-Hart DHG Racing	Bizzarini	-- 44 laps --		1:30:20.195	1:57.651	37
2	75	Hugenholtz-van Hoepen DHG Racing	AC Cobra	-- 43 laps --		1:31:55.048	2:02.483	21
3	79	Martin-Greensall Foscombe Racing	AC Cobra Daytona Coupe	-- 42 laps --		1:30:31.556	1:57.967	23
4	166	van Maarschalkerwaard-Voerman JMT	Chevrolet Corvette	1:52.909	1:52.909	1:32:24.465	2:03.188	19
5	167	Dod-Dod Peter Dod	TVR Griffith	-- 41 laps --		1:30:22.212	2:00.567	37
6	17	Ditting-Hancock Steinke Sportwagen Service	Jaquar E-Type	1:19.980	1:19.980	1:31:42.192	1:59.163	31

Not Classified in Class C3			Classification limit (75% of 44 Laps) = 33 Laps					
DNC	73	Laurent Jaspers CKL Developments	Jaquar E-Type	-- 30 laps --		1:04:16.638	2:02.352	14
DNC	65	Schoedel-Ebeling Rhea Sauter Motorsport	Jaquar E Type	-- 26 laps --		57:38.180	2:03.922	11
DNC	200	Stahl-Mathai Britec Motorsport	TVR Griffith	6:05.042	6:05.042	1:03:43.222	2:00.166	13
DNC	110	Campagne-Kalff Bohobo Racing	Chevrolet Corvette Grand Sport	-- 22 laps --			1:58.332	22

Period F GTP cars, up to 3000cc

Pos	Nbr	Name / Team	Car	Gap	Diff	Total time	Fastest	In
1	40	Sander Van Gils Niek van Gils	Lotus Elan	-- 44 laps --		1:32:10.888	2:01.488	14
2	52	Maydon-Methley Snetterton Speedshop	Ginetta G4R	-- 43 laps --		1:30:40.559	2:00.634	17

CAR 76 - Stop & Go 3 sec - Jump Start



CAR 166 - Time penalty 5 sec - Crossing w hite line at Pit Exit

Fastest time : 1:57.651 in lap 37 by nbr. 76 : Hart-Hart (Bizzarini)

Publication-time

Results: www.raceresults.nu

Timekeeping by : Circuit Park Zandvoort

Race Director		Timekeeper	 Floortje Snoek (KNAF 36409)	
Martin van de Pavert				
Page 1 of 1	Results remain provisional pending technical examination and decisions from the stewards of the meeting			

Historic Grand Prix 2020

Masters Gentlemen Drivers
Sector analyse - Race

4 - 6 September 2020
Zandvoort GP - 4259 mtr.

Pos	Nbr	Name / Team name	Sector 1			Sector 2			Sector 3			theoretical best	Actual best	In
			time	Lap	pos	time	Lap	pos	time	Lap	pos			
1	76	Hart-Hart	40.065	44	1	42.302	32	1	34.892	37	2	1:57.259	1:57.651	37
2	168	Van Duijvendijk-Pandelaar	40.816	27	4	42.551	41	3	35.894	41	7	1:59.261	1:59.443	41
3	40	Sander Van Gils	41.449	31	9	42.888	14	7	36.238	23	9	2:00.575	2:01.488	14
4	52	Maydon-Methley	41.411	3	8	42.853	17	6	35.692	2	5	1:59.956	2:00.634	17
5	75	Hugenholtz-van Hoepen	41.769	21	12	43.716	18	11	36.291	14	10	2:01.776	2:02.483	21
6	79	Martin-Greensall	40.501	23	2	42.319	14	2	34.781	23	1	1:57.601	1:57.967	23
7	166	van Maarschalkerwaart-Voerman	42.044	17	13	43.992	19	12	36.631	12	12	2:02.667	2:03.188	19
8	167	Dod-Dod	41.379	38	7	43.061	37	8	35.716	37	6	2:00.156	2:00.567	37
9	17	Ditting-Hancock	41.008	31	5	42.606	31	4	35.549	31	3	1:59.163	1:59.163	31
10	39	Louis Zursstrassen	43.717	32	14	45.558	24	14	38.135	21	14	2:07.410	2:07.964	39
11	73	Laurent Jaspers	41.765	14	11	43.629	14	10	36.564	19	11	2:01.958	2:02.352	14
12	65	Schoedel-Ebeling	41.710	7	10	44.311	6	13	37.189	11	13	2:03.210	2:03.922	11
13	200	Stahl-Mathai	41.096	13	6	42.752	12	5	35.681	13	4	1:59.529	2:00.166	13
14	110	Campagne-Kalf	40.584	22	3	43.458	8	9	36.108	21	8	2:00.150	1:58.332	22

Historic Grand Prix 2020

Final starting grid

4 - 6 September 2020
Zandvoort GP - 4259 mtr.

Starting grid - Masters Gentlemen Drivers - Race


Start Time : 09:25 - Heat Duration : 1 Hour 30 Minutes

Pos	Nbr	Name	time
-----	-----	------	------

Pos	Nbr	Name	time
-----	-----	------	------

----- STARTLINE ----- Pole Right -----

2	76	Hart-Hart	1: 56.792	Row 1	1	79	Martin-Greensall	1: 56.319
4	168	Van Duijvendijk-Pandelaar	1: 58.020	Row 2	3	110	Campagne-Kalff	1: 57.635
6	52	Maydon-Methley	1: 59.592	Row 3	5	200	Stahl-Mat hai	1: 58.150
8	40	Sander Van Gils	2: 00.509	Row 4	7	17	Ditting-Hancock	2: 00.382
10	73	Laurent Jaspers	2: 02.899	Row 5	9	68	Ebeling-Ebeling	2: 01.736
12	166	van Maarschalkerwaart-Voerman	2: 03.678	Row 6	11	170	Jewell-Clucas	2: 02.971
14	75	Hugenholtz-van Hoepen	2: 05.966	Row 7	13	179	Soper-Mart in	2: 03.739
16	65	Schoedel-Ebeling	2: 09.533	Row 8	15	167	Dod-Dod	2: 07.453
				Row 9	17	39	Louis Zurstrassen	2: 13.127

Results: www.raceresults.nu		Timekeeping by : Circuit Park Zandvoort		Publication-time
Steward		Steward		
Marc van Geel (KNAF 9543)	Ton Nachtegeller (KNAF 9953)	Willem Keijzer (KNAF 11488)		
Page 1 of 1				

Historic Grand Prix 2020

Heat name : Masters Gentlemen Drivers - Race
 Heat Date : 06 September 2020
 Track name : Zandvoort GP - 4259 mtr.

Participants Started : 14	Participants Classified : 10
Participants Finished : 10	Participants Not Classified : 4
Participants Not Finished : 4	

Green flag at : 09:22:26	Heat recording start time : 09:09:01
Finish flag waved at : 10:52:46	Heat recording end time : 10:55:09
Total time under Green : 1:30:20	Total of All Laps in Heat : 529
Number of cautions : 0	Total time under Yellow : 00:00:00
Number of code-60's : 0	Total time under Code-60 : 00:00:00

Summary of winners per class

Nbr	Name / Team name	Car	Cls	Fastest Laptime	In	Avg. Speed	Laps	Race Time
76	Hart-Hart	Bizzarrini	C3	1:57.651	37	124.46	44	1:30:20.195
168	Van Duijvendijk-Pandelaar	Porsche GTS 904/6	C1	1:59.443	41	122.57	44	1:31:43.957
40	Sander Van Gils	Lotus Elan	CLP	2:01.488	14	121.97	44	1:32:10.888
39	Louis Zurstrassen	Elva MK5	A	2:07.964	39	114.09	41	1:31:49.592

Leader history during the Heat

#	Nbr	Lap	to Lap	Name	Car
1	79	1	25	Martin-Greensall	AC Cobra Daytona Coupe
2	76	26	44	Hart-Hart	Bizzarrini

Best Lap time history during the Heat

#	Nbr	lap time	in lap	Name	Car	time of day
1	79	2:01.397	2	Martin-Greensall	AC Cobra Daytona Coupe	09:26:32
2	76	2:01.259	2	Hart-Hart	Bizzarrini	09:26:32
3	79	2:00.944	3	Martin-Greensall	AC Cobra Daytona Coupe	09:28:33
4	79	2:00.032	4	Martin-Greensall	AC Cobra Daytona Coupe	09:30:33
5	79	1:59.492	5	Martin-Greensall	AC Cobra Daytona Coupe	09:32:33
6	79	1:58.835	6	Martin-Greensall	AC Cobra Daytona Coupe	09:34:31
7	79	1:58.618	9	Martin-Greensall	AC Cobra Daytona Coupe	09:40:28
8	79	1:58.524	13	Martin-Greensall	AC Cobra Daytona Coupe	09:48:23
9	79	1:57.967	23	Martin-Greensall	AC Cobra Daytona Coupe	10:08:13
10	76	1:57.874	31	Hart-Hart	Bizzarrini	10:26:34
11	76	1:57.651	37	Hart-Hart	Bizzarrini	10:38:53

Summary of best laptimes per class

Nbr	Name / Team name	Car	Cls	Fastest Laptime	In	Speed
39	Louis Zurstrassen	Elva MK5	A	2:07.964	39	119.82
168	Van Duijvendijk-Pandelaar	Porsche GTS 904/6	C1	1:59.443	41	128.37
76	Hart-Hart	Bizzarrini	C3	1:57.651	37	130.32
52	Maydon-Methley	Ginetta G4R	CLP	2:00.634	17	127.10

Summary of number of laps in the lead

#	Nbr	Name	Car	# Laps in the lead
1	79	Martin-Greensall	AC	25
2	76	Hart-Hart	Bizzarrini	19

Historic Grand Prix 2020

Masters Gentlemen Drivers
Final results Race

4 - 6 September 2020
Zandvoort GP - 4259 mtr.

Pos	Nbr	Name / Team	Car	Cls	PIC	Gap	Total time	Fastest	In	Avg. Speed
1	76	Hart-Hart DHG Racing	Bizzarrini	C3	1	-- 44 laps --	1:30:20.195	1:57.651	37	124.46
2	168	Van Duijvendijk-Pandelaar Duel Motorsport	Porsche GTS 904/6	C1	1	1:23.762	1:31:43.957	1:59.443	41	122.57
3	40	Sander Van Gils Niek van Gils	Lotus Elan	CLP	1	1:50.693	1:32:10.888	2:01.488	14	121.97
4	52	Maydon-Methley Snetterton Speedshop	Ginetta G4R	CLP	2	-- 43 laps --	1:30:40.559	2:00.634	17	121.18
5	75	Hugenholtz-van Hoepen DHG Racing	AC Cobra	C3	2	1:14.489	1:31:55.048	2:02.483	21	119.54
6	79	Martin-Greensall Foscombe Racing	AC Cobra Daytona Coupe	C3	3	-- 42 laps --	1:30:31.556	1:57.967	23	118.55
7	166	van Maarschalkerwaard-Voerman JMT	Chevrolet Corvette	C3	4	1:52.909	1:32:24.465	2:03.188	19	116.14
8	167	Dod-Dod Peter Dod	TVR Griffith	C3	5	-- 41 laps --	1:30:22.212	2:00.567	37	115.93
9	17	Ditting-Hancock Steinke Sportwagen Service	Jaguar E-Type	C3	6	1:19.980	1:31:42.192	1:59.163	31	114.25
10	39	Louis Zurstrassen Olivier Saive	Elva MK5	A	1	1:27.380	1:31:49.592	2:07.964	39	114.09
Not Classified in Class C3			Classification limit (75% of 44 Laps) = 33 Laps							
DNC	73	Laurent Jaspers CKL Developments	Jaguar E-Type	C3		-- 30 laps --	1:04:16.638	2:02.352	14	119.26
DNC	65	Schoedel-Ebeling Rhea Sauter Motorsport	Jaguar E Type	C3		-- 26 laps --	57:38.180	2:03.922	11	115.27
DNC	200	Stahl-Mathai Britec Motorsport	TVR Griffith	C3		6:05.042	1:03:43.222	2:00.166	13	104.26
DNC	110	Campagne-Kalff Bohobo Racing	Chevrolet Corvette Grand Sport	C3		-- 22 laps --		1:58.332	22	114.51

CAR 76 - Stop & Go 3 sec - Jump Start


CAR 166 - Time penalty 5 sec - Crossing w hite line at Pit Exit

Fastest time : 1:57.651 in lap 37 by nbr. 76: Hart-Hart (Bizzarrini)

Publication-time

Results: www.raceresults.nu

Timekeeping by : Circuit Park Zandvoort

Steward	Steward	Steward	
Marc van Geel (KNAF 9543)	Ton Nachtegeller (KNAF 9953)	Willem Keijzer (KNAF 11488)	
Page 1 of 1			

Historic Grand Prix 2020

Masters Pre 66 Touring Cars
Positions for each lap

Positions for each lap - Race

4 - 6 September 2020
Zandvoort GP - 4259 mtr.

Pos	Nr.	Name	1	2	3	4	5	6	7	8	9	10	11	12	13	14	15	16	17	18	19	20
1	170	Jewell-Clucas	170	179	179	179	179	179	170	170	170	170	170	170	170	170	170	170	170	170	170	170
2	179	Steve Soper	179	170	170	170	170	170	179	179	179											

Historic Grand Prix 2020

Positions for each lap - Race

Masters Pre 66 Touring Cars

Positions for each lap

4 - 6 September 2020
Zandvoort GP - 4259 mtr.

Pos	Nr.	Name	21	22	23	24	25	26	27	28
1	170	Jewell-Clucas	170	170	170	170	170	170	170	170
2	179	Steve Soper								

Historic Grand Prix 2020

Masters Pre 66 Touring Cars
Laps and Sector Times - Race

4 - 6 September 2020
Zandvoort GP - 4259 mtr.

170 Jewell-Clucas									Ford Lotus Cortina										
lap	Sect-1	Speed	Sect-2	Speed	Sect-3	Speed	TopSpeed	laptime	pit	lap	Sect-1	Speed	Sect-2	Speed	Sect-3	Speed	Topspeed	laptime	pit
1	47.752	154.9	46.403	152.3	39.112	188.2	127.9	2:13.267		15	43.888	165.6	44.953	153.8	Pit In		165.8	2:12.437	
2	44.252	158.1	47.739	159.8	38.121	187.5	153.7	2:10.112		16	Pit Out	163.9	44.497	154.3	37.852	184.9	60.1	3:50.665	
3	44.215	168.2	45.913	159.8	38.047	187.2	150.5	2:08.175		17	43.184	169.0	44.401	157.0	37.826	187.8	155.0	2:05.411	
4	43.588	165.6	45.015	<u>160.7</u>	37.722	186.9	150.1	2:06.325		18	44.571	149.0	47.501	149.8	38.267	187.8	153.0	2:10.339	
5	43.332	166.4	44.922	159.1	37.937	184.9	156.8	2:06.191		19	<u>42.523</u>	167.2	44.096	156.7	37.383	186.5	<u>168.1</u>	2:04.002	
6	43.337	166.7	44.519	159.3	37.973	185.6	153.7	2:05.829		20	42.707	169.0	44.016	157.9	<u>37.245</u>	186.5	164.8	<u>2:03.968</u>	
7	43.360	165.4	44.583	159.1	37.886	185.2	157.4	2:05.829		21	42.693	<u>169.3</u>	<u>43.906</u>	157.2	37.377	186.2	165.3	2:03.976	
8	43.855	166.4	44.804	158.8	37.934	184.9	153.7	2:06.593		22	43.866	155.8	45.721	153.0	38.386	185.6	153.9	2:07.973	
9	43.295	167.2	44.717	156.5	38.159	183.1	160.9	2:06.171		23	43.475	164.9	44.683	153.6	38.456	185.6	155.6	2:06.614	
10	43.549	166.7	44.825	157.9	38.048	183.1	152.8	2:06.422		24	43.713	168.2	45.296	153.8	38.627	<u>188.5</u>	157.9	2:07.636	
11	44.057	167.7	45.628	158.1	37.980	185.2	151.8	2:07.665		25	43.565	151.0	44.909	154.5	37.371	186.2	160.4	2:05.845	
12	43.524	167.2	44.943	159.1	37.854	185.9	157.9	2:06.321		26	44.369	161.2	45.047	152.8	38.832	184.3	152.2	2:08.248	
13	43.515	167.2	44.658	160.2	37.924	186.2	161.4	2:06.097		27	43.798	167.4	44.973	152.8	38.510	184.6	152.8	2:07.281	
14	43.183	166.9	44.726	159.3	38.302	184.6	162.6	2:06.211		28	43.469	166.9	45.008	153.6	38.354	184.3	160.2	2:06.831	

179 Steve Soper									Ford Lotus Cortina										
lap	Sect-1	Speed	Sect-2	Speed	Sect-3	Speed	TopSpeed	laptime	pit	lap	Sect-1	Speed	Sect-2	Speed	Sect-3	Speed	Topspeed	laptime	pit
1	47.494	150.2	46.232	158.8	39.345	193.9	130.1	2:13.071		6	<u>42.418</u>	171.4	<u>44.340</u>	164.1	37.586	193.2	<u>169.7</u>	<u>2:04.344</u>	
2	44.040	160.2	46.803	<u>165.4</u>	38.071	194.2	149.9	2:08.914		7	42.482	168.5	44.513	161.4	Pit In		168.9	2:17.841	
3	44.358	165.9	45.747	163.9	37.788	<u>195.7</u>	156.1	2:07.893		8	Pit Out	160.2	45.408	161.7	38.407	184.6		4:10.754	
4	42.870	<u>172.0</u>	45.008	163.6	<u>37.451</u>	192.2	169.4	2:05.329		9	47.660	141.0	47.945	144.6	Pit In		146.7	2:29.203	
5	42.770	171.2	44.397	164.4	37.540	192.5	164.1	2:04.707		10									

Historic Grand Prix 2020

Masters Pre 66 Touring Cars
Laptimes - Race

4 - 6 September 2020
Zandvoort GP - 4259 mtr.

Nbr	Name	Laps	lap	Lap ..1	Lap ..2	Lap ..3	Lap ..4	Lap ..5	Lap ..6	Lap ..7	Lap ..8	Lap ..9	Lap ..0
170	Jew ell-Clucas	28	1 - 10	2:13.267	2:10.112	2:08.175	2:06.325	2:06.191	2:05.829	2:05.829	2:06.593	2:06.171	2:06.422
			11 - 20	2:07.665	2:06.321	2:06.097	2:06.211	2:12.437	3:50.665	2:05.411	2:10.339	2:04.002	2:03.968
			21 - 30	2:03.976	2:07.973	2:06.614	2:07.636	2:05.845	2:08.248	2:07.281	2:06.831		
179	Steve Soper	9	1 - 10	2:13.071	2:08.914	2:07.893	2:05.329	2:04.707	2:04.344	2:17.841	4:10.754	2:29.203	

Historic Grand Prix 2020

Masters Pre 66 Touring Cars
Sector analyse - Race

4 - 6 September 2020
Zandvoort GP - 4259 mtr.

Pos	Nbr	Name / Team name	Sector 1			Sector 2			Sector 3			theoretical best	Actual best	In
			time	Lap	pos	time	Lap	pos	time	Lap	pos			
1	170	Jewell-Clucas	42.523	19	2	43.906	21	1	37.245	20	1	2:03.674	2:03.968	20
2	179	Steve Soper	42.418	6	1	44.340	6	2	37.451	4	2	2:04.209	2:04.344	6

Historic Grand Prix 2020

Heat name : Masters Pre 66 Touring Cars - Race
 Heat Date : 06 September 2020
 Track name : Zandvoort GP - 4259 mtr.

Participants Started	: 2	Participants Classified	: 1
Participants Finished	: 1	Participants Not Classified	: 1
Participants Not Finished	: 1		

Green flag at	: 09:22:26	Heat recording start time	: 09:09:01
Finish flag waved at	: 10:23:31	Heat recording end time	: 10:30:00
Total time under Green	: 1:01:05	Total of All Laps in Heat	: 37
Number of cautions	: 0	Total time under Yellow	: 00:00:00
Number of code-60's	: 0	Total time under Code-60	: 00:00:00

Leader history during the Heat

#	Nbr	Lap	to Lap	Name	Car
1	170	1	1	Jewell-Clucas	Ford Lotus Cortina
2	179	2	6	Steve Soper	Ford Lotus Cortina

Best Lap time history during the Heat

#	Nbr	lap time	in lap	Name	Car	time of day
1	179	2:08.914	2	Steve Soper	Ford Lotus Cortina	09:26:51
2	179	2:07.893	3	Steve Soper	Ford Lotus Cortina	09:28:59

Summary of number of laps in the lead

#	Nbr	Name	Car	# Laps in the lead
1	170	Jewell-Clucas	Ford Lotus Cortina	23
2	179	Steve Soper	Ford Lotus Cortina	5

Historic Grand Prix 2020

Masters Pre 66 Touring Cars
Provisional Result Race

4 - 6 September 2020
Zandvoort GP - 4259 mtr.

Pos	Nbr	Name / Team	Car	Gap	Total time	Fastest	In	Avg. Speed
1	170	Jewell-Clucas Alan Henderson Racing	Ford Lotus Cortina	-- 28 laps --	1:01:05.306	2:03.968	20	117.12
Not Classified in Class THC			Classification limit (75% of 28 Laps) = 21 Laps					
DNC	179	Steve Soper Foscombe Racing	Ford Lotus Cortina	-- 9 laps --	21:45.617	2:04.344	6	105.69

Fastest time : 2:03.968 in lap 20 by nbr. 170 : Jewell-Clucas (Ford Lotus Cortina)

Publication-time


Results: www.raceresults.nu

Timekeeping by : Circuit Park Zandvoort

Race Director

Timekeeper

Martin van de Pavert


Floortje Snoek (KNAF 36409)

