

MASTERS ENDURANCE LEGENDS

CIRCUIT DE BARCELONA-CATALUNYA

Qualifying 1

Provisional Classification

No	Driver	Nat	Team	Car	Cl.	Time	Lap Total	Gap	Kph
1	8		Kriton Lendoudis	Peugeot 908	G1/P1	1:39.334	9 10	-	- 169.4
2	007		Christophe D'Ansembourg	Lola Aston DBR1-2	G1/P1	1:39.933	9 15	+0.599	+0.599 168.4
3	99		Jamie Constable	Pescarolo LMP1	G2/P1	1:40.259	8 10	+0.925	+0.326 167.9
4	50		Stuart Wiltshire	Ligier LMP2	G2/P2	1:40.357	13 14	+1.023	+0.098 167.7
5	5		Keith Frieser	Zytek 09s	G1/P1	1:41.290	3 15	+1.956	+0.933 166.2
6	12		Steve Brooks	Lola B12/60	G2/P1	1:42.031	14 14	+2.697	+0.741 164.9
7	16		Steve Tandy	Lola-Judd B12/60	G2/P1	1:42.183	15 15	+2.849	+0.152 164.7
8	25		Mike Newton	MG Lola EX257	G1/P2	1:42.742	12 13	+3.408	+0.559 163.8
9	17		Antoine D'Ansembourg	Dallara/Oreca DO-05	G1/P1	1:45.554	10 17	+6.220	+2.812 159.4
10	15		Stephan Joebstl	Ligier JS P3	G2/P3	1:46.782	5 8	+7.448	+1.228 157.6
11	52		Ron Maydon	Ligier JS P3	G2/P3	1:47.762	3 15	+8.428	+0.980 156.2
12	6		Lukas Halusa	Porsche 962	Invitation	1:47.810	6 13	+8.476	+0.048 156.1
13	123		Robert Blain	HPD Honda ARX-03B	Invitation	1:48.154	6 9	+8.820	+0.344 155.6
14	18		James Hagan	Oreca 03 LMP2	G2/P2	1:49.765	6 7	+10.431	+1.611 153.3
15	88		Rick Carlino	Oreca LMPC10	G1/P3	1:53.565	5 9	+14.231	+3.800 148.2
16	3		Jason Wright	Ferrari 458 GT3	G2/GT3	1:53.679	13 13	+14.345	+0.114 148.0
17	30		Colin Paton	Mosler MT900R	G1/GT2	1:56.929	4 7	+17.595	+3.250 143.9

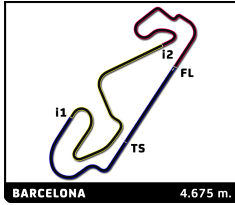
Fastest Lap: Lap 9 | Kriton Lendoudis | **1:39.334** | 169.4 Kph

CARS #52 AND #123 - SOME LAP TIMES DELETED DUE TO TRACK LIMITS

Published at:

Track Status: **DRY**

Race Director	Timekeeper:
----------------------	--------------------



MASTERS ENDURANCE LEGENDS

CIRCUIT DE BARCELONA-CATALUNYA

Qualifying 1

Provisional Classification by Class

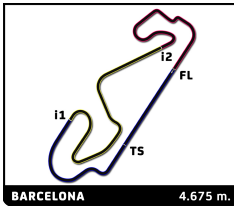
No Driver	Nat	Team	Car	Time	Lap Total	Gap	Kph
G1/P1							
1	oo7	Christophe D'Ansembourg	Lola Aston DBR1-2	1:39.933	9 15		168.4
2	5	Keith Frieser	Zytek 09s	1:41.290	3 15	+1.357 +1.357	166.2
3	17	Antoine D'Ansembourg	Dallara/Oreca DO-05	1:45.554	10 17	+5.621 +4.264	159.4
G1/GT2							
1	30	Colin Paton	Mosler MT900R	1:56.929	4 7		143.9
G1/P2							
1	25	Mike Newton	MG Lola EX257	1:42.742	12 13		163.8
G1/P3							
1	88	Rick Carlino	Oreca LMPC10	1:53.565	5 9		148.2
G2/GT3							
1	3	Jason Wright	Ferrari 458 GT3	1:53.679	13 13		148.0
G2/P1							
1	99	Jamie Constable	Pescarolo LMP1	1:40.259	8 10		167.9
2	12	Steve Brooks	Lola B12/60	1:42.031	14 14	+1.772 +1.772	164.9
3	16	Steve Tandy	Lola-Judd B12/60	1:42.183	15 15	+1.924 +0.152	164.7
G2/P2							
1	50	Stuart Wiltshire	Ligier LMP2	1:40.357	13 14		167.7
2	18	James Hagan	Oreca 03 LMP2	1:49.765	6 7	+9.408 +9.408	153.3
G2/P3							
1	15	Stephan Joebstl	Ligier JS P3	1:46.782	5 8		157.6
2	52	Ron Maydon	Ligier JS P3	1:47.762	3 15	+0.980 +0.980	156.2
Invitation							
1	6	Lukas Halusa	Porsche 962	1:47.810	6 13		156.1
2	123	Robert Blain	HPD Honda ARX-03B	1:48.154	6 9	+0.344 +0.344	155.6
G1/P1							
1	8	Kriton Lendoudis	Peugeot 908	1:39.334	9 10		169.4

CARS #52 AND #123 - SOME LAP TIMES DELETED DUE TO TRACK LIMITS

Published at:

Track Status: **DRY**

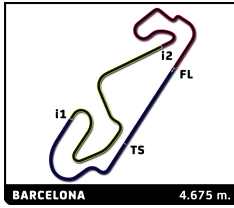
Race Director	Timekeeper:



MASTERS ENDURANCE LEGENDS
CIRCUIT DE BARCELONA-CATALUNYA
Qualifying 1

Best Sector Times

Sector 1			Sector 2			Sector 3			Pos	No Driver	Ideal Lap	Best Lap
Pos	No Driver	Time	No Driver	Time	No Driver	Time						
1	8 K.Lendoudis	27.696	8 K.Lendoudis	37.686	8 K.Lendoudis	33.599	1	8 K.Lendoudis	1:38.981	1:39.334	(1)	
2	5 K.Frieser	28.302	99 J.Constable	37.792	5 K.Frieser	33.619	2	99 J.Constable	1:40.110	1:40.259	(3)	
3	50 S.Wiltshire	28.370	50 S.Wiltshire	38.234	50 S.Wiltshire	33.753	3	5 K.Frieser	1:40.297	1:41.290	(5)	
4	99 J.Constable	28.381	5 K.Frieser	38.376	99 J.Constable	33.937	4	50 S.Wiltshire	1:40.357	1:40.357	(4)	
5	12 S.Brooks	28.668	16 S.Tandy	38.993	12 S.Brooks	33.942	5	12 S.Brooks	1:41.818	1:42.031	(6)	
6	16 S.Tandy	28.716	25 M.Newton	39.054	16 S.Tandy	34.431	6	16 S.Tandy	1:42.140	1:42.183	(7)	
7	25 M.Newton	28.822	12 S.Brooks	39.208	25 M.Newton	34.821	7	25 M.Newton	1:42.697	1:42.742	(8)	
8	123 R.Blain	29.549	17 A.D'Ansembourg	40.363	15 S.Joebstl	35.165	8	17 A.D'Ansembourg	1:45.531	1:45.554	(9)	
9	6 L.Halusa	29.857	6 L.Halusa	40.450	17 A.D'Ansembourg	35.294	9	15 S.Joebstl	1:46.366	1:46.782	(10)	
10	17 A.D'Ansembourg	29.874	15 S.Joebstl	40.487	52 R.Maydon	35.759	10	6 L.Halusa	1:46.819	1:47.810	(12)	
11	15 S.Joebstl	30.714	123 R.Blain	40.630	18 J.Hagan	35.955	11	123 R.Blain	1:46.868	1:48.154	(13)	
12	52 R.Maydon	30.779	52 R.Maydon	41.051	6 L.Halusa	36.512	12	52 R.Maydon	1:47.589	1:47.762	(11)	
13	88 R.Carlino	31.501	18 J.Hagan	41.744	123 R.Blain	36.689	13	18 J.Hagan	1:49.765	1:49.765	(14)	
14	18 J.Hagan	32.066	88 R.Carlino	43.533	3 J.Wright	37.504	14	3 J.Wright	1:53.506	1:53.679	(16)	
15	3 J.Wright	32.427	3 J.Wright	43.575	88 R.Carlino	38.477	15	88 R.Carlino	1:53.511	1:53.565	(15)	



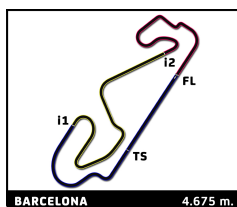
MASTERS ENDURANCE LEGENDS

CIRCUIT DE BARCELONA-CATALUNYA

After Qualifying 1

Event maximum speed

No Driver	Team	Car	Class	Top Speed	Lap	Session
8 Kriton Lendoudis		Peugeot 908	G1/ P1	300.3	10	Qualifying 1
17 Antoine D'Ansembourg		Dallara/Oreca DO-05	G1/P1	296.2	7	Qualifying 1
5 Keith Frieser		Zytek 09s	G1/P1	289.9	4	Qualifying 1
99 Jamie Constable		Pescarolo LMP1	G2/P1	289.1	7	Qualifying 1
123 Robert Blain		HPD Honda ARX-03B	Invitation	284.6	4	Qualifying 1
16 Steve Tandy		Lola-Judd B12/60	G2/P1	283.9	6	Qualifying 1
25 Mike Newton		MG Lola EX257	G1/P2	281.7	8	Qualifying 1
88 Rick Carlino		Oreca LMPC10	G1/P3	272.5	6	Qualifying 1
12 Steve Brooks		Lola B12/60	G2/P1	271.1	5	Qualifying 1
18 James Hagan		Oreca 03 LMP2	G2/P2	268.4	8	Qualifying 1
50 Stuart Wiltshire		Ligier LMP2	G2/P2	265.2	9	Qualifying 1
6 Lukas Halusa		Porsche 962	Invitation	262.6	6	Qualifying 1
3 Jason Wright		Ferrari 458 GT3	G2/GT3	257.6	7	Qualifying 1
15 Stephan Joebstl		Ligier JS P3	G2/P3	255.2	8	Qualifying 1
52 Ron Maydon		Ligier JS P3	G2/P3	254.6	4	Qualifying 1



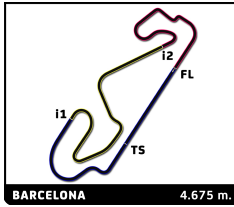
MASTERS ENDURANCE LEGENDS

CIRCUIT DE BARCELONA-CATALUNYA

Qualifying 1

Fastest Lap Sequence

Elapsed	No	Driver	Team	Car	Class	Time	Kph	Lap
3:49.336	50	Stuart Wiltshire		Ligier LMP2	G2/P2	1:48.040	155.8	2
3:55.127	99	Jamie Constable		Pescarolo LMP1	G2/P1	1:46.674	157.8	2
5:35.046	50	Stuart Wiltshire		Ligier LMP2	G2/P2	1:45.710	159.2	3
5:39.120	99	Jamie Constable		Pescarolo LMP1	G2/P1	1:43.993	161.8	3
5:43.744	8	Kriton Lendoudis		Peugeot 908	G1/ P1	1:43.605	162.4	2
7:34.340	007	Christophe D'Ansembourg		Lola Aston DBR1-2	G1/P1	1:43.343	162.9	4
8:26.179	5	Keith Frieser		Zytek 09s	G1/P1	1:41.290	166.2	3
10:50.250	8	Kriton Lendoudis		Peugeot 908	G1/ P1	1:39.651	168.9	5
12:29.808	8	Kriton Lendoudis		Peugeot 908	G1/ P1	1:39.558	169.0	6
17:33.857	8	Kriton Lendoudis		Peugeot 908	G1/ P1	1:39.334	169.4	9



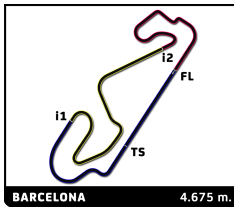
MASTERS ENDURANCE LEGENDS

CIRCUIT DE BARCELONA-CATALUNYA

Qualifying 1

Sector Analysis

<small>— Invalidated Lap</small> <small>■ Personal Best</small> <small>■ Session Best</small> <small>B Crossing the pit lane</small>													
Lap	Time	Sector 1	Sector 2	Sector 3	Kph	Elapsed	Lap	Time	Sector 1	Sector 2	Sector 3	Kph	Elapsed
007 Christophe D'Ansembourg													
Lola Aston DBR1-2													
1	2:12.810				122.8	2:12.810	3	1:59.518	33.719	45.629	40.170	140.8	7:49.583
2	1:53.829				147.9	4:06.639	4	1:53.594	31.639	42.844	39.111	148.2	9:43.177
3	1:44.358				161.3	5:50.997	5	1:49.988	30.762	41.516	37.710	153.0	11:33.165
4	1:43.343				162.9	7:34.340	6	1:47.810	29.857	40.670	37.283	156.1	13:20.975
5	1:53.961				147.7	9:28.301	7	2:00.513 B	31.850	44.175	44.488	139.7	15:21.488
6	1:52.139				150.1	11:20.440	8	4:12.991 B	2:42.077	43.207	47.707	66.5	19:34.479
7	2:13.125 B				126.4	13:33.565	9	17:01.061	...	44.175	37.909	16.5	36:35.540
8	3:19.409				84.4	16:52.974	10	1:48.985	30.731	41.742	36.512	154.4	38:24.525
9	1:39.933				168.4	18:32.907	11	1:48.910	30.221	40.450	38.239	154.5	40:13.435
10	2:22.882 B				117.8	20:55.789	12	1:51.258	31.213	41.493	38.552	151.3	42:04.693
11	15:18.860				18.3	36:14.649	13	1:52.632	30.936	41.549	40.147	149.4	43:57.325
12	1:41.827				165.3	37:56.476							
13	1:40.943				166.7	39:37.419							
14	1:41.400				166.0	41:18.819							
15	2:16.067 B				123.7	43:34.886							
3 Jason Wright													
Ferrari 458 GT3													
1	2:50.851 B	1:17.608	47.010	46.233	95.5	2:50.851							
2	2:53.123	1:28.473	45.728	38.922	97.2	5:43.974							
3	1:58.445	34.024	45.047	39.374	142.1	7:42.419							
4	2:05.606 B	33.994	46.191	45.421	134.0	9:48.025							
5	6:28.665	5:05.284	45.025	38.356	43.3	16:16.690							
6	1:56.527	33.438	44.459	38.630	144.4	18:13.217							
7	1:56.662	32.993	44.462	39.207	144.3	20:09.879							
8	2:55.511 B	35.365	1:02.790	1:17.356	95.9	23:05.390							
9	14:03.293	...	44.723	38.778	20.0	37:08.683							
10	1:56.262	33.216	44.605	38.441	144.8	39:04.945							
11	1:54.947	33.079	43.755	38.113	146.4	40:59.892							
12	1:54.045	32.427	43.762	37.856	147.6	42:53.937							
13	1:53.679	32.600	43.575	37.504	148.0	44:47.616							
5 Keith Frieser													
Zytek O9s													
1	4:58.734	3:28.928	48.973	40.833	54.6	4:58.734							
2	1:46.155	30.873	40.285	34.997	158.5	6:44.889							
3	1:41.290	28.831	38.840	33.619	166.2	8:26.179							
4	1:42.633	28.302	39.257	35.074	164.0	10:08.812							
5	1:43.528	28.625	39.802	35.101	162.6	11:52.340							
6	1:41.516	28.906	38.671	33.939	165.8	13:33.856							
7	1:43.038	28.352	39.645	35.041	163.3	15:16.894							
8	2:01.127	28.487	56.733	35.907	138.9	17:18.021							
9	1:42.107	29.141	38.940	34.026	164.8	19:00.128							
10	2:00.037 B	28.521	38.376	53.140	140.2	21:00.165							
11	16:37.663	...	41.300	35.759	16.9	37:37.828							
12	1:44.174	28.816	40.610	34.748	161.6	39:22.002							
13	1:41.637	28.545	38.663	34.429	165.6	41:03.639							
14	1:41.932	28.669	38.853	34.410	165.1	42:45.571							
15	1:41.926	28.605	38.838	34.483	165.1	44:27.497							
6 Lukas Halusa													
Porsche 962													
1	2:45.267 B	1:00.843	51.474	52.950	98.7	2:45.267							
2	3:04.798	1:33.349	49.432	42.017	91.1	5:50.065							
8 Kriton Lendoudis													
Peugeot 908													
1	4:00.139	2:42.074	43.285	34.780	67.9	4:00.139							
2	1:43.605	28.561	39.234	35.810	162.4	5:43.744							
3	1:44.568	28.345	38.395	37.828	160.9	7:28.312							
4	1:42.287	30.334	38.354	33.599	164.5	9:10.599							
5	1:39.651	27.775	37.686	34.190	168.9	10:50.250							
6	1:39.558	27.700	37.906	33.952	169.0	12:29.808							
7	1:44.399	28.315	41.266	34.818	161.2	14:14.207							
8	1:40.316	27.771	38.244	34.301	167.8	15:54.523							
9	1:39.334	27.696	38.033	33.605	169.4	17:33.857							
10	1:55.664 B	28.829	38.861	47.974	145.5	19:29.521							
12 Steve Brooks													
Lola B12/60													
1	6:06.723	4:41.360	45.828	39.535	44.5	6:06.723							
2	1:54.962	33.277	43.665	38.020	146.4	8:01.685							
3	1:48.650	30.723	40.753	37.174	154.9	9:50.335							
4	1:51.540	30.789	42.528	38.223	150.9	11:41.875							
5	1:48.322	30.223	41.820	36.279	155.4	13:30.197							
6	1:49.575	30.260	41.817	37.498	153.6	15:19.772							
7	2:05.596 B	31.269	42.644	51.683	134.0	17:25.368							
8	5:43.109 B	3:31.019	58.339	1:13.751	49.1	23:08.477							
9	13:12.893	...	46.320	40.643	21.2	36:21.370							
10	1:47.960	30.379	41.951	35.630	155.9	38:09.330							
11	1:43.869	29.518	39.646	34.705	162.0	39:53.199							
12	1:42.200	28.768	39.208	34.224	164.7	41:35.399							
13	1:43.069	28.760	39.565	34.744	163.3	43:18.468							
14	1:42.031	28.668	39.421	33.942	164.9	45:00.499							
15 Stephan Joebstl													
Ligier JS P3													
1	8:16.513	6:56.380	43.950	36.183	32.9	8:16.513							
2	1:48.274	31.736	41.214	35.324	155.4	10:04.787							
3	1:48.592	31.336	41.134	36.122	155.0	11:53.379							
4	1:46.828	31.124	40.539	35.165	157.5	13:40.207							
5	1:46.782	30.980	40.487	35.315	157.6	15:26.989							
6	1:48.494	31.369	41.661	35.464	155.1	17:15.483							
7	1:47.922	31.304	41.325	35.293	155.9	19:03.405							
8	2:02.858 B	30.714	40.593	51.551	137.0	21:06.263							
16 Steve Tandy													
Lola-Judd B12/60													
1	2:42.368	1:15.912	47.013	39.443	100.5	2:42.368							
2	1:53.801	32.932	43.793	37.076	147.9	4:36.169							



MASTERS ENDURANCE LEGENDS

CIRCUIT DE BARCELONA-CATALUNYA

Qualifying 1

Sector Analysis

— Invalidated Lap ■ Personal Best ■ Session Best B Crossing the pit lane

Lap	Time	Sector 1	Sector 2	Sector 3	Kph	Elapsed
3	1:46.019	30.028	40.194	35.797	158.7	6:22.188
4	1:44.735	29.328	39.857	35.550	160.7	8:06.923
5	1:44.417	29.466	39.811	35.140	161.2	9:51.340
6	1:57.544 B	29.747	41.441	46.356	143.2	11:48.884
7	5:06.464	3:49.721	41.298	35.445	54.9	16:55.348
8	1:42.888	28.934	38.993	34.961	163.6	18:38.236
9	1:45.204	28.716	39.114	37.374	160.0	20:23.440
10	2:52.459 B	45.896	56.122	1:10.441	97.6	23:15.899
11	13:28.580	...	45.039	38.439	20.8	36:44.479
12	1:44.243	29.374	39.678	35.191	161.4	38:28.722
13	1:44.588	28.822	39.161	36.605	160.9	40:13.310
14	1:45.608	29.451	39.225	36.932	159.4	41:58.918
15	1:42.183	28.728	39.024	34.431	164.7	43:41.101

Lap	Time	Sector 1	Sector 2	Sector 3	Kph	Elapsed
12	1:42.742	28.867	39.054	34.821	163.8	40:43.174
13	2:18.053 B	36.136	49.524	52.393	121.9	43:01.227

30 Colin Paton

Mosler MT900R

1	3:30.443				77.5	3:30.443
2	2:00.522				139.6	5:30.965
3	3:54.916				71.6	9:25.881
4	1:56.929				143.9	11:22.810
5	1:58.005				142.6	13:20.815
6	1:58.888				141.6	15:19.703
7	2:10.969 B				128.5	17:30.672

17 Antoine D'Ansembourg

Dallara/Oreca DO-05

1	2:44.789	1:19.250	46.672	38.867	99.0	2:44.789
2	1:52.116	31.605	43.559	36.952	150.1	4:36.905
3	1:48.040	30.767	40.363	36.910	155.8	6:24.945
4	1:46.887	30.621	40.476	35.790	157.5	8:11.832
5	1:47.001	30.188	40.869	35.944	157.3	9:58.833
6	1:46.947	30.208	40.995	35.744	157.4	11:45.780
7	1:45.921	29.963	40.617	35.341	158.9	13:31.701
8	1:48.416	30.143	41.839	36.434	155.2	15:20.117
9	1:46.111	29.948	40.753	35.410	158.6	17:06.228
10	1:45.554	29.874	40.386	35.294	159.4	18:51.782
11	1:59.855 B	30.152	41.278	48.425	140.4	20:51.637
12	15:32.590	...	44.226	37.897	18.0	36:24.227
13	1:49.217	31.214	41.611	36.392	154.1	38:13.444
14	1:47.287	30.441	41.077	35.769	156.9	40:00.731
15	1:47.487	30.150	41.321	36.016	156.6	41:48.218
16	1:46.971	30.226	41.166	35.579	157.3	43:35.189
17	1:46.656	30.203	40.541	35.912	157.8	45:21.845

50 Stuart Wiltshire

Ligier LMP2

1	2:01.296	38.811	44.721	37.764	134.5	2:01.296
2	1:48.040	30.235	42.260	35.545	155.8	3:49.336
3	1:45.710	29.740	40.131	35.839	159.2	5:35.046
4	1:45.029	29.772	39.868	35.389	160.2	7:20.075
5	1:53.988 B	28.793	41.594	43.601	147.6	9:14.063
6	5:05.684	3:43.174	44.016	38.494	55.1	14:19.747
7	1:47.266	30.420	41.866	34.980	156.9	16:07.013
8	1:44.515	28.511	40.969	35.035	161.0	17:51.528
9	1:43.752	28.445	38.639	36.668	162.2	19:35.280
10	2:03.354 B	28.424	43.239	51.691	136.4	21:38.634
11	14:37.592	...	44.474	36.621	19.2	36:16.226
12	1:44.941	30.247	39.849	34.845	160.4	38:01.167
13	1:40.357	28.370	38.234	33.753	167.7	39:41.524
14	2:37.942 B	37.346	58.352	1:02.244	106.6	42:19.466

18 James Hagan

Oreca 03 LMP2

1	5:23.316	1:44.327	2:49.811	49.178	50.5	5:23.316
2	2:22.856	38.961	59.001	44.894	117.8	7:46.172
3	2:00.516	34.032	46.880	39.604	139.6	9:46.688
4	1:54.842	32.389	43.578	38.875	146.5	11:41.530
5	1:52.177	32.299	42.988	36.890	150.0	13:33.707
6	1:49.765	32.066	41.744	35.955	153.3	15:23.472
7	2:01.963	36.543	45.159	40.261	138.0	17:25.435

52 Ron Maydon

Ligier JS P3

1	2:17.737	54.201	46.002	37.534	118.4	2:17.737
2	1:51.461	31.285	42.272	37.904	151.0	4:09.198
3	1:47.762	30.933	41.070	35.759	156.2	5:56.960
4	1:48.153	30.779	41.051	36.323	155.6	7:45.113
5	1:59.377 B	31.152	41.416	46.809	141.0	9:44.490
6	4:19.493	2:51.999	47.961	39.533	64.9	14:03.983
7	1:55.971	33.883	43.413	38.675	145.1	15:59.954
8	1:51.370	31.905	42.524	36.941	151.1	17:51.324
9	1:51.583	31.297	41.800	38.486	150.8	19:42.907
10	2:12.887 B	31.251	44.643	56.993	126.6	21:55.794
11	14:33.936	...	45.310	37.673	19.3	36:29.730
12	1:51.303	31.358	41.935	38.010	151.2	38:21.033
13	1:50.797	31.733	42.027	37.037	151.9	40:11.830
14	1:50.869	31.071	42.534	37.264	151.8	42:02.699
15	1:49.043	31.219	41.524	36.300	154.3	43:51.742

25 Mike Newton

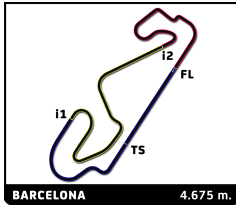
MG Lola EX257

1	3:01.956	1:39.093	44.859	38.004	89.7	3:01.956
2	1:51.995	30.184	44.794	37.017	150.3	4:53.951
3	1:46.949	29.334	39.906	37.709	157.4	6:40.900
4	1:43.923	29.201	39.715	35.007	161.9	8:24.823
5	1:43.555	28.822	39.588	35.145	162.5	10:08.378
6	2:10.977 B	35.929	49.655	45.393	128.5	12:19.355
7	5:54.790	4:33.304	42.511	38.975	47.4	18:14.145
8	1:51.072	29.400	39.978	41.694	151.5	20:05.217
9	2:57.759 B	38.932	1:02.810	1:16.017	94.7	23:02.976
10	14:08.868	...	44.597	38.209	19.8	37:11.844
11	1:48.588	30.467	42.325	35.796	155.0	39:00.432

88 Rick Carlino

Oreca LMP10

1	2:42.218	1:07.457	51.438	43.323	100.6	2:42.218
2	2:02.587	34.295	48.775	39.517	137.3	4:44.805
3	1:56.063	31.878	44.542	39.643	145.0	6:40.868
4	1:54.925	32.013	44.435	38.477	146.4	8:35.793
5	1:53.565	31.528	43.533	38.504	148.2	10:29.358
6	1:53.710	31.501	43.640	38.569	148.0	12:23.068
7	2:13.468 B	31.669	45.037	56.762	126.1	14:36.536



MASTERS ENDURANCE LEGENDS
CIRCUIT DE BARCELONA-CATALUNYA
Qualifying 1

Sector Analysis

— Invalidated Lap ■ Personal Best ■ Session Best B Crossing the pit lane

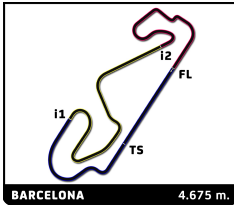
Lap	Time	Sector 1	Sector 2	Sector 3	Kph	Elapsed	Lap	Time	Sector 1	Sector 2	Sector 3	Kph	Elapsed
8	5:27.584	3:58.172	46.823	42.589	51.4	20:04.120							
9	2:56.800B	36.712	1:05.196	1:14.892	95.2	23:00.920							

99 **Jamie Constable**
Pescarolo LMP1

1	2:08.453	47.826	44.011	36.616	127.0	2:08.453
2	1:46.674	29.987	41.952	34.735	157.8	3:55.127
3	1:43.993	29.179	40.167	34.647	161.8	5:39.120
4	1:45.298	29.793	40.713	34.792	159.8	7:24.418
5	1:51.462B	28.699	39.137	43.626	151.0	9:15.880
6	3:10.431	1:56.776	38.959	34.696	88.4	12:26.311
7	1:40.326	28.494	37.895	33.937	167.8	14:06.637
8	1:40.259	28.503	37.792	33.964	167.9	15:46.896
9	1:40.999	28.381	38.259	34.359	166.6	17:27.895
10	2:24.984B	39.089	48.919	56.976	116.1	19:52.879

123 **Robert Blain**
HPD Honda ARX-03B

1	3:29.078	1:51.822	54.504	42.752	78.0	3:29.078
2	2:07.328B	32.496	43.712	51.120	132.2	5:36.406
3	3:43.022	2:23.171	42.700	37.151	75.5	9:19.428
4	<u>1:48.845</u>	30.249	41.840	36.756	154.6	11:08.273
5	<u>1:47.279</u>	29.960	40.630	36.689	156.9	12:55.552
6	1:48.154	29.886	40.926	37.342	155.6	14:43.706
7	1:49.146	29.730	41.708	37.708	154.2	16:32.852
8	1:48.666	30.066	41.052	37.548	154.9	18:21.518
9	1:54.835B	29.549	40.994	44.292	146.6	20:16.353

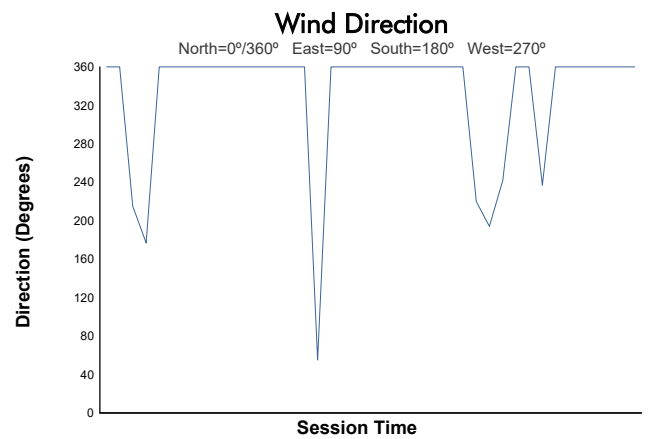
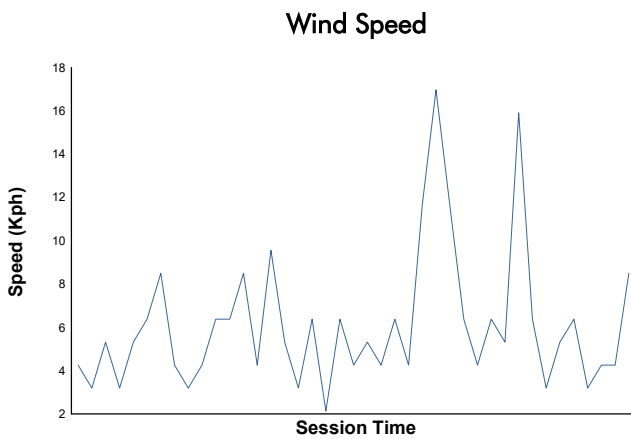
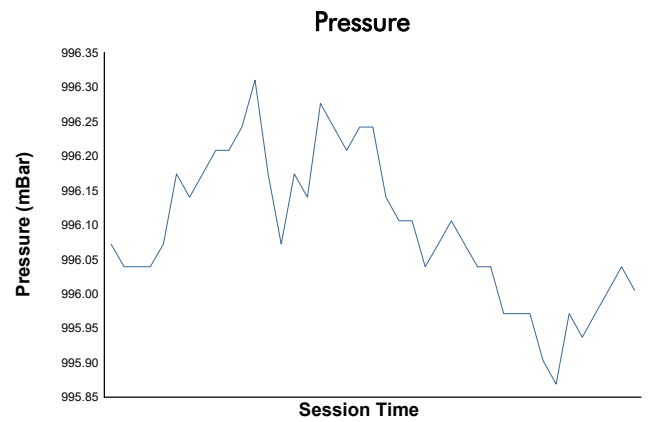
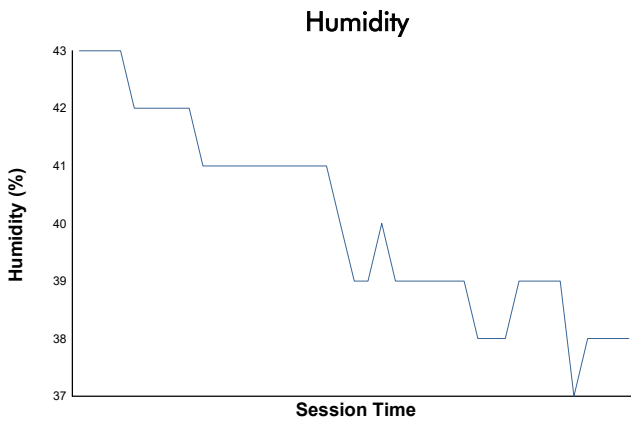
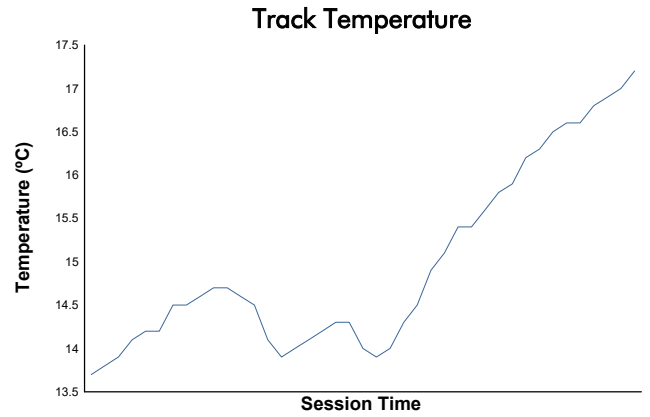
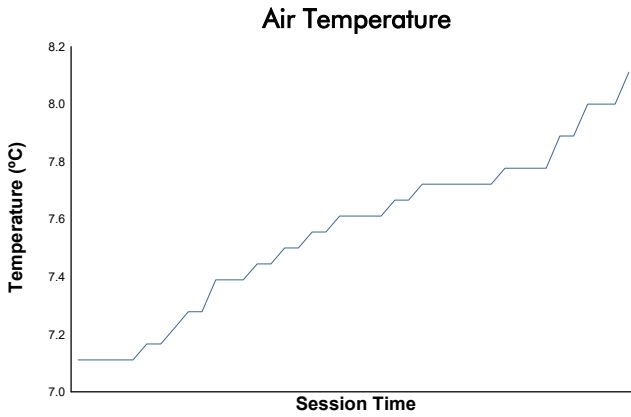


CIRCUIT DE BARCELONA-CATALUNYA

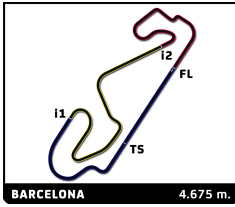
MASTERS ENDURANCE LEGENDS

Qualifying 1

Weather Report



Track Status: **DRY**



MASTERS ENDURANCE LEGENDS

CIRCUIT DE BARCELONA-CATALUNYA

Race 1 (40 Minutes)

Amended

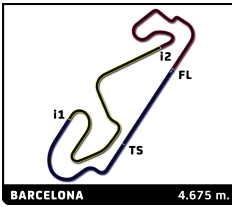
Starting Grid

1:52.911	Jason Wright	3	- 8 -	30	1:55.437	Colin Paton
1:48.154	Robert Blain	123	- 7 -	88	1:51.006	Rick Carlino
1:46.782	Stephan Joebstl	15	- 6 -	52	1:47.762	Ron Maydon
1:44.192	Lukas Halusa	6	- 5 -	17	1:44.264	Antoine D'Ansembourg
1:41.316	Steve Tandy	16	- 4 -	25	1:42.587	Mike Newton
1:40.357	Stuart Wiltshire	50	- 3 -	5	1:41.290	Keith Frieser
1:39.933	Christophe D'Ansembourg	oo7	- 2 -	99	1:40.259	Jamie Constable
1:39.334	Kriton Lendoudis	8	- 1 -	12	1:39.380	Steve Brooks



Published at:

Stewards: MARC VAN GEEL JORDI PARRO XAVIER NAVÈS	Timekeeper:
--	--------------------



MASTERS ENDURANCE LEGENDS

CIRCUIT DE BARCELONA-CATALUNYA

Qualifying 2

Final Classification


No	Driver	Nat	Team	Car	Cl.	Time	Lap Total	Gap	Kph
1	12 Steve Brooks			Lola B12/60	G2/P1	1:39.380	11 12	-	169.3
2	8 Kriton Lendoudis			Peugeot 908	G1/P1	1:39.712	4 13	+0.332	168.8
3	50 Stuart Wiltshire			Ligier LMP2	G2/P2	1:40.571	12 13	+1.191	167.3
4	16 Steve Tandy			Lola-Judd B12/60	G2/P1	1:41.316	8 12	+1.936	166.1
5	99 Jamie Constable			Pescarolo LMP1	G2/P1	1:42.074	8 9	+2.694	164.9
6	25 Mike Newton			MG Lola EX257	G1/P2	1:42.587	4 10	+3.207	164.1
7	5 Keith Frieser			Zytek 09s	G1/P1	1:42.686	7 11	+3.306	163.9
8	6 Lukas Halusa			Porsche 962	Invitation	1:44.192	10 11	+4.812	161.5
9	17 Antoine D'Ansembourg			Dallara/Oreca DO-05	G1/P1	1:44.264	3 12	+4.884	161.4
10	52 Ron Maydon			Ligier JS P3	G2/P3	1:49.941	5 16	+10.561	153.1
11	88 Rick Carlino			Oreca LMPC10	G1/P3	1:51.006	14 14	+11.626	151.6
12	123 Robert Blain			HPD Honda ARX-03B	Invitation	1:51.215	2 4	+11.835	151.3
13	3 Jason Wright			Ferrari 458 GT3	G2/GT3	1:52.911	15 15	+13.531	149.1
14	15 Stephan Joebstl			Ligier JS P3	G2/P3	1:55.116	12 15	+15.736	146.2
15	30 Colin Paton			Mosler MT900R	G1/GT2	1:55.437	8 15	+16.057	145.8
16	18 James Hagan			Oreca 03 LMP2	G2/P2				
17	oo7 Christophe D'Ansembourg			Lola Aston DBR1-2	G1/P1				

Fastest Lap: Lap 11 Steve Brooks **1:39.380** 169.3 Kph

Published at:

Track Status: **DRY**

Stewards: MARC VAN GEEL JORDI PARRO XAVIER NAVÈS	Timekeeper:
--	--------------------



MASTERS ENDURANCE LEGENDS
CIRCUIT DE BARCELONA-CATALUNYA
Qualifying 2

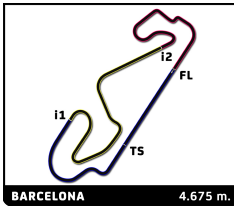
Final Classification by Class

No Driver	Nat	Team	Car	Time	Lap Total	Gap	Kph
G1/P1							
1	8	Kriton Lendoudis	Peugeot 908	1:39.712	4 13		168.8
2	5	Keith Frieser	Zytek 09s	1:42.686	7 11	+2.974 +2.974	163.9
3	17	Antoine D'Ansembourg	Dallara/Oreca DO-05	1:44.264	3 12	+4.552 +1.578	161.4
4	007	Christophe D'Ansembourg	Lola Aston DBR1-2				
G1/GT2							
1	30	Colin Paton	Mosler MT900R	1:55.437	8 15		145.8
G1/P2							
1	25	Mike Newton	MG Lola EX257	1:42.587	4 10		164.1
G1/P3							
1	88	Rick Carlino	Oreca LMPC10	1:51.006	14 14		151.6
G2/GT3							
1	3	Jason Wright	Ferrari 458 GT3	1:52.911	15 15		149.1
G2/P1							
1	12	Steve Brooks	Lola B12/60	1:39.380	11 12		169.3
2	16	Steve Tandy	Lola-Judd B12/60	1:41.316	8 12	+1.936 +1.936	166.1
3	99	Jamie Constable	Pescarolo LMP1	1:42.074	8 9	+2.694 +0.758	164.9
G2/P2							
1	50	Stuart Wiltshire	Ligier LMP2	1:40.571	12 13		167.3
2	18	James Hagan	Oreca 03 LMP2				
G2/P3							
1	52	Ron Maydon	Ligier JS P3	1:49.941	5 16		153.1
2	15	Stephan Joebstl	Ligier JS P3	1:55.116	12 15	+5.175 +5.175	146.2
Invitation							
1	6	Lukas Halusa	Porsche 962	1:44.192	10 11		161.5
2	123	Robert Blain	HPD Honda ARX-03B	1:51.215	2 4	+7.023 +7.023	151.3

Published at:

Track Status: **DRY**

<p>Stewards: MARC VAN GEEL JORDI PARRO XAVIER NAVÈS</p>	<p>Timekeeper:</p>
--	---------------------------



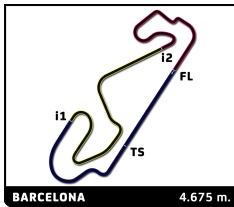
MASTERS ENDURANCE LEGENDS

CIRCUIT DE BARCELONA-CATALUNYA

Qualifying 2

Best Sector Times

Sector 1			Sector 2			Sector 3			Pos	No Driver	Ideal Lap	Best Lap	
Pos	No Driver	Time	No Driver	Time	No Driver	Time							
1	8 K.Lendoudis	27.253	12 S.Brooks	37.921	12 S.Brooks	33.382	1	12 S.Brooks	1:39.380	1:39.380	(1)		
2	12 S.Brooks	28.077	8 K.Lendoudis	38.129	50 S.Wiltshire	34.009	2	8 K.Lendoudis	1:39.478	1:39.712	(2)		
3	16 S.Tandy	28.245	50 S.Wiltshire	38.204	8 K.Lendoudis	34.096	3	50 S.Wiltshire	1:40.490	1:40.571	(3)		
4	50 S.Wiltshire	28.277	16 S.Tandy	38.685	16 S.Tandy	34.288	4	16 S.Tandy	1:41.218	1:41.316	(4)		
5	25 M.Newton	28.552	99 J.Constable	38.898	99 J.Constable	34.475	5	99 J.Constable	1:41.997	1:42.074	(5)		
6	99 J.Constable	28.624	5 K.Frieser	39.120	5 K.Frieser	34.780	6	5 K.Frieser	1:42.566	1:42.686	(7)		
7	5 K.Frieser	28.666	25 M.Newton	39.190	25 M.Newton	34.836	7	25 M.Newton	1:42.578	1:42.587	(6)		
8	17 A.D'Ansembourg	28.848	17 A.D'Ansembourg	39.199	6 L.Halusa	35.088	8	17 A.D'Ansembourg	1:43.262	1:44.264	(9)		
9	6 L.Halusa	29.503	6 L.Halusa	39.601	17 A.D'Ansembourg	35.215	9	6 L.Halusa	1:44.192	1:44.192	(8)		
10	88 R.Carlino	30.177	88 R.Carlino	41.051	88 R.Carlino	35.623	10	88 R.Carlino	1:46.851	1:51.006	(11)		
11	123 R.Blain	30.343	52 R.Maydon	42.225	52 R.Maydon	36.267	11	52 R.Maydon	1:49.476	1:49.941	(10)		
12	52 R.Maydon	30.984	123 R.Blain	42.967	123 R.Blain	36.481	12	123 R.Blain	1:49.791	1:51.215	(12)		
13	3 J.Wright	31.792	3 J.Wright	43.298	3 J.Wright	37.396	13	3 J.Wright	1:52.486	1:52.911	(13)		
14	15 S.Joebstl	32.505	15 S.Joebstl	43.913	15 S.Joebstl	38.101	14	15 S.Joebstl	1:54.519	1:55.116	(14)		
15	30 C.Paton	33.015	30 C.Paton	44.239	30 C.Paton	38.109	15	30 C.Paton	1:55.363	1:55.437	(15)		



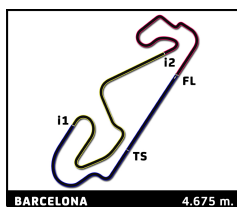
MASTERS ENDURANCE LEGENDS

CIRCUIT DE BARCELONA-CATALUNYA

After Qualifying 2

Event maximum speed

No Driver	Team	Car	Class	Top Speed	Lap	Session
8 Kriton Lendoudis		Peugeot 908	G1/P1	300.3	10	Qualifying 1
17 Antoine D'Ansembourg		Dallara/Oreca DO-05	G1/P1	296.2	7	Qualifying 1
5 Keith Frieser		Zytek 09s	G1/P1	289.9	4	Qualifying 1
99 Jamie Constable		Pescarolo LMP1	G2/P1	289.1	7	Qualifying 1
16 Steve Tandy		Lola-Judd B12/60	G2/P1	285.4	4	Qualifying 2
123 Robert Blain		HPD Honda ARX-03B	Invitation	284.6	4	Qualifying 1
25 Mike Newton		MG Lola EX257	G1/P2	281.7	8	Qualifying 1
88 Rick Carlino		Oreca LMPC10	G1/P3	273.9	13	Qualifying 2
12 Steve Brooks		Lola B12/60	G2/P1	271.1	5	Qualifying 1
18 James Hagan		Oreca 03 LMP2	G2/P2	268.4	8	Qualifying 1
50 Stuart Wiltshire		Ligier LMP2	G2/P2	267.8	13	Qualifying 2
6 Lukas Halusa		Porsche 962	Invitation	263.9	4	Qualifying 2
3 Jason Wright		Ferrari 458 GT3	G2/GT3	258.9	14	Qualifying 2
15 Stephan Joebstl		Ligier JS P3	G2/P3	255.2	8	Qualifying 1
52 Ron Maydon		Ligier JS P3	G2/P3	254.6	4	Qualifying 1
30 Colin Paton		Mosler MT900R	G1/GT2	249.9	11	Qualifying 2



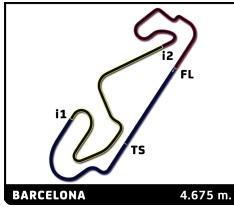
MASTERS ENDURANCE LEGENDS

CIRCUIT DE BARCELONA-CATALUNYA

Qualifying 2

Fastest Lap Sequence

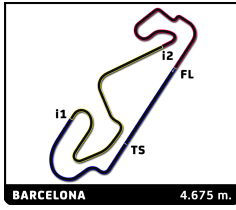
Elapsed	No	Driver	Team	Car	Class	Time	Kph	Lap
3:56.551	50	Stuart Wiltshire		Ligier LMP2	G2/P2	1:48.529	155.1	2
5:17.883	99	Jamie Constable		Pescarolo LMP1	G2/P1	1:44.765	160.6	2
5:31.029	16	Steve Tandy		Lola-Judd B12/60	G2/P1	1:44.622	160.9	2
5:39.323	50	Stuart Wiltshire		Ligier LMP2	G2/P2	1:42.772	163.8	3
7:13.042	16	Steve Tandy		Lola-Judd B12/60	G2/P1	1:42.013	165.0	3
9:33.361	8	Kriton Lendoudis		Peugeot 908	G1/P1	1:39.712	168.8	4
27:25.046	12	Steve Brooks		Lola B12/60	G2/P1	1:39.380	169.3	11



MASTERS ENDURANCE LEGENDS CIRCUIT DE BARCELONA-CATALUNYA Qualifying 2

Sector Analysis

Lap	Time	Sector 1	Sector 2	Sector 3	Kph	Elapsed	Lap	Time	Sector 1	Sector 2	Sector 3	Kph	Elapsed
3	Jason Wright												
	Ferrari 458 GT3												
1	4:49.267	3:24.583	46.240	38.444	56.4	4:49.267	9	1:43.312	27.253	40.949	35.110	162.9	22:24.445
2	1:54.950	32.704	43.738	38.508	146.4	6:44.217	10	1:55.338B	27.999	40.223	47.116	145.9	24:19.783
3	1:55.154	32.539	44.161	38.454	146.2	8:39.371	11	7:30.626	6:16.309	39.027	35.290	37.3	31:50.409
4	1:53.918	32.096	44.190	37.632	147.7	10:33.289	12	1:42.319	29.066	38.410	34.843	164.5	33:32.728
5	2:32.684B	39.159	52.333	1:01.192	110.2	13:05.973	13	1:40.386	27.766	38.199	34.421	167.7	35:13.114
6	5:18.916	3:56.587	44.247	38.082	52.8	18:24.889							
7	1:53.511	31.792	43.687	38.032	148.3	20:18.400	12	Steve Brooks					
8	1:56.121	32.320	44.366	39.435	144.9	22:14.521	Lola B12/60						
9	1:57.412	33.684	44.629	39.099	143.3	24:11.933	1	5:12.593	3:49.435	44.875	38.283	55.2	5:12.593
10	1:54.256	32.713	43.767	37.776	147.3	26:06.189	2	1:48.114	31.054	41.367	35.693	152.7	7:00.707
11	1:54.440	32.073	43.668	38.699	147.1	28:00.629	3	1:43.606	29.623	39.422	34.561	162.4	8:44.313
12	1:53.895	32.363	43.564	37.968	147.8	29:54.524	4	1:46.468	29.276	40.594	36.598	158.1	10:30.781
13	1:53.924	32.348	43.908	37.668	147.7	31:48.448	5	2:33.475B	40.151	51.521	1:01.803	109.7	13:04.256
14	1:54.534	33.407	43.298	37.829	146.9	33:42.982	6	5:42.297	4:24.268	43.615	34.414	49.2	18:46.553
15	1:52.911	32.189	43.326	37.396	149.1	35:35.893	7	1:40.963	28.380	38.912	33.671	166.7	20:27.516
5	Keith Frieser												
	Zytek 09s												
1	7:21.097	5:52.566	49.233	39.298	37.0	7:21.097	8	1:41.034	28.505	38.834	33.695	166.6	22:08.550
2	1:47.204	30.435	41.164	35.605	157.0	9:08.301	9	1:55.854	28.267	48.088	39.499	145.3	24:04.404
3	1:59.316B	28.737	39.295	51.284	141.1	11:07.617	10	1:41.262	28.108	38.708	34.446	166.2	25:45.666
4	6:18.228	5:01.864	40.937	35.427	44.5	17:25.845	11	1:39.380	28.077	37.921	33.382	169.3	27:25.046
5	1:43.334	28.858	39.589	34.887	162.9	19:09.179	12	2:13.903B	35.581	50.935	47.387	125.7	29:38.949
6	1:43.606	28.776	39.609	35.221	162.4	20:52.785	15	Stephan Joebstl					
7	1:42.686	28.786	39.120	34.780	163.9	22:35.471	Ligier JS P3						
8	1:45.911	28.781	40.814	36.316	158.9	24:21.382	1	3:21.329B	1:44.083	47.388	49.858	81.0	3:21.329
9	1:44.737	28.815	39.694	36.228	160.7	26:06.119	2	2:44.636	1:20.054	45.290	39.292	102.2	6:05.965
10	1:43.588	29.020	39.719	34.849	162.5	27:49.707	3	1:56.326	33.134	44.815	38.377	144.7	8:02.291
11	2:30.323B	28.666	1:12.100	49.557	112.0	30:20.030	4	1:57.405	33.007	45.444	38.954	143.3	9:59.696
6	Lukas Halusa												
	Porsche 962												
1	2:36.278	1:06.736	48.546	40.996	104.4	2:36.278	5	2:26.629B	33.108	56.619	56.902	114.8	12:26.325
2	1:53.369	32.828	43.053	37.488	148.5	4:29.647	6	5:34.479	4:10.971	44.575	38.933	50.3	18:00.804
3	1:49.171	30.333	42.491	36.347	154.2	6:18.818	7	1:56.078	32.985	44.299	38.794	145.0	19:56.882
4	1:46.998	29.617	40.241	37.140	157.3	8:05.816	8	1:55.652	32.795	44.756	38.101	145.5	21:52.534
5	2:16.712B	32.281	49.214	55.217	123.1	10:22.528	9	1:56.611	32.698	44.571	39.342	144.3	23:49.145
6	8:01.379	6:38.614	44.585	38.180	35.0	18:23.907	10	1:57.687	33.201	44.845	39.641	143.0	25:46.832
7	1:47.423	30.589	40.423	36.411	156.7	20:11.330	11	1:57.105	33.354	44.166	39.585	143.7	27:43.937
8	1:45.814	29.871	40.402	35.541	159.1	21:57.144	12	1:55.116	32.505	43.913	38.698	146.2	29:39.053
9	1:47.488	29.781	41.561	36.146	156.6	23:44.632	13	1:55.742	32.949	44.307	38.486	145.4	31:34.795
10	1:44.192	29.503	39.601	35.088	161.5	25:28.824	14	1:57.217	33.525	44.647	39.045	143.6	33:32.012
11	2:06.727B	31.973	46.851	47.903	132.8	27:35.551	15	1:57.094	33.099	44.465	39.530	143.7	35:29.106
8	Kriton Lendoudis												
	Peugeot 908												
1	4:24.589	3:06.558	39.896	38.135	61.7	4:24.589	16	Steve Tandy					
2	1:46.831	29.334	40.427	37.070	157.5	6:11.420	Lola-Judd B12/60						
3	1:42.229	28.666	39.211	34.352	164.6	7:53.649	1	3:46.407	2:17.410	49.254	39.743	72.1	3:46.407
4	1:39.712	27.465	38.151	34.096	168.8	9:33.361	2	1:44.622	29.254	39.846	35.522	160.9	5:31.029
5	2:05.733B	27.660	43.060	55.013	133.9	11:39.094	3	1:42.013	28.245	39.267	34.501	165.0	7:13.042
6	5:41.237	4:27.769	38.788	34.680	49.3	17:20.331	4	1:50.461	28.355	39.096	43.010	152.4	9:03.503
7	1:40.480	27.809	38.129	34.542	167.5	19:00.811	5	2:01.773B	28.447	38.727	54.599	138.2	11:05.276
8	1:40.322	27.572	38.565	34.185	167.8	20:41.133	6	7:15.349	5:54.005	44.800	36.544	38.7	18:20.625
							7	1:41.991	28.339	39.041	34.611	165.0	20:02.616
							8	1:41.316	28.343	38.685	34.288	166.1	21:43.932
							9	1:42.451	28.365	39.404	34.682	164.3	23:26.383
							10	1:42.809	28.783	39.186	34.840	163.7	25:09.192
							11	1:56.412	33.643	45.121	37.648	144.6	27:05.604
							12	2:01.343B	28.525	39.232	53.586	138.7	29:06.947
17	Antoine D'Ansembourg												
	Dallara/Oreca DO-05												
1	5:22.526	3:56.572	48.052	37.902	50.6	5:22.526							



MASTERS ENDURANCE LEGENDS

CIRCUIT DE BARCELONA-CATALUNYA

Qualifying 2

Sector Analysis

— Invalidated Lap ■ Personal Best ■ Session Best B Crossing the pit lane

Lap	Time	Sector 1	Sector 2	Sector 3	Kph	Elapsed
2	1:48.298	31.536	41.212	35.550	155.4	7:10.824
3	1:44.264	29.227	39.822	35.215	161.4	8:55.088
4	1:43.867	28.848	39.199	35.820	162.0	10:38.955
5	2:30.855 B	38.703	53.648	58.504	111.6	13:09.810
6	4:46.784	3:22.754	45.027	39.003	58.7	17:56.594
7	1:46.653	30.046	40.342	36.265	157.8	19:43.247
8	1:44.490	29.627	39.364	35.499	161.1	21:27.737
9	1:45.612	29.705	40.544	35.363	159.4	23:13.349
10	1:45.760	30.002	40.159	35.599	159.1	24:59.109
11	1:46.262	29.908	40.901	35.453	158.4	26:45.371
12	1:55.701 B	29.948	40.036	45.717	145.5	28:41.072

25 Mike Newton

MG Lola EX257

1	4:04.558	2:36.737	48.152	39.669	66.7	4:04.558
2	1:55.505	35.009	43.636	36.860	145.7	6:00.063
3	1:44.686	28.974	40.373	35.339	160.8	7:44.749
4	1:42.587	28.561	39.190	34.836	164.1	9:27.336
5	2:22.276 B	32.213	51.837	58.226	118.3	11:49.612
6	9:02.116	7:44.401	42.173	35.542	31.0	20:51.728
7	1:46.712	28.552	42.388	35.772	157.7	22:38.440
8	1:55.854	28.684	49.388	37.782	145.3	24:34.294
9	1:47.350	28.633	42.150	36.567	156.8	26:21.644
10	2:00.378 B	29.079	44.241	47.058	139.8	28:22.022

30 Colin Paton

Mosler MT900R

1	4:24.925	2:54.369	49.457	41.099	61.6	4:24.925
2	1:59.783	34.531	45.713	39.539	140.5	6:24.708
3	1:58.035	33.850	45.407	38.778	142.6	8:22.743
4	1:58.422	33.334	45.225	39.863	142.1	10:21.165
5	2:30.601 B	39.804	53.584	57.213	111.8	12:51.766
6	5:44.455	4:16.523	47.565	40.367	48.9	18:36.221
7	1:56.491	33.705	44.587	38.199	144.5	20:32.712
8	1:55.437	33.053	44.275	38.109	145.8	22:28.149
9	2:12.827	33.015	44.239	55.573	126.7	24:40.976
10	1:56.936	33.503	44.711	38.722	143.9	26:37.912
11	1:56.286	33.285	44.493	38.508	144.7	28:34.198
12	1:57.013	33.100	44.915	38.998	143.8	30:31.211
13	1:56.604	33.187	44.706	38.711	144.3	32:27.815
14	1:57.359	33.230	45.218	38.911	143.4	34:25.174
15	1:57.167	33.598	44.616	38.953	143.6	36:22.341

50 Stuart Wiltshire

Ligier LMP2

1	2:08.022	46.629	44.198	37.195	127.4	2:08.022
2	1:48.529	32.087	41.224	35.218	155.1	3:56.551
3	1:42.772	28.946	39.085	34.741	163.8	5:39.323
4	1:55.100 B	29.241	42.349	43.510	146.2	7:34.423
5	10:56.838	9:34.150	45.441	37.247	25.6	18:31.261
6	1:45.629	28.915	40.223	36.491	159.3	20:16.890
7	1:49.486	31.808	41.693	35.985	153.7	22:06.376
8	1:44.774	28.790	40.263	35.721	160.6	23:51.150
9	1:48.127	31.146	41.472	35.509	155.7	25:39.277
10	1:41.099	28.536	38.554	34.009	166.5	27:20.376
11	1:40.580	28.277	38.253	34.050	167.3	29:00.956
12	1:40.571	28.281	38.204	34.086	167.3	30:41.527

13	1:56.992 B	31.615	40.860	44.517	143.9	32:38.519
----	------------	--------	--------	--------	-------	-----------

52 Ron Maydon

Ligier JS P3

1	2:30.133	1:06.734	45.298	38.101	108.7	2:30.133
2	1:51.103	31.545	42.411	37.147	151.5	4:21.236
3	1:51.525	31.672	43.202	36.651	150.9	6:12.761
4	1:51.717	31.232	43.611	36.874	150.6	8:04.478
5	1:49.941	31.325	42.349	36.267	153.1	9:54.419
6	2:17.457 B	30.984	53.396	53.077	122.4	12:11.876
7	5:38.545	4:15.816	44.019	38.710	49.7	17:50.421
8	2:16.975	31.644	42.271	1:03.060	122.9	20:07.396
9	1:55.409	32.679	44.342	38.388	145.8	22:02.805
10	1:54.203	31.670	44.283	38.250	147.4	23:57.008
11	1:53.408	32.121	43.663	37.624	148.4	25:50.416
12	1:52.156	31.609	42.428	38.119	150.1	27:42.572
13	1:51.236	31.421	42.445	37.370	151.3	29:33.808
14	1:51.701	31.908	42.278	37.515	150.7	31:25.509
15	1:51.469	31.390	42.521	37.558	151.0	33:16.978
16	1:50.864	31.302	42.225	37.337	151.8	35:07.842

88 Rick Carlino

Oreca LMP10

1	4:14.582	2:44.051	49.073	41.458	64.1	4:14.582
2	1:56.969	33.424	44.794	38.751	143.9	6:11.551
3	1:56.255	31.536	44.173	40.546	144.8	8:07.806
4	1:55.285	31.593	44.620	39.072	146.0	10:03.091
5	2:41.278 B	31.826	1:01.595	1:07.857	104.4	12:44.369
6	5:38.839	4:16.187	44.688	37.964	49.7	18:23.208
7	1:53.466	31.236	44.264	37.966	148.3	20:16.674
8	1:57.129	31.774	46.137	39.218	143.7	22:13.803
9	1:54.131	31.606	43.609	38.916	147.5	24:07.934
10	1:55.354	32.216	44.411	38.727	145.9	26:03.288
11	2:11.754 B	32.109	44.514	55.131	127.7	28:15.042
12	3:51.693	2:34.011	41.455	36.227	72.6	32:06.735
13	1:51.498	30.177	41.051	40.270	150.9	33:58.233
14	1:51.006	32.935	42.448	35.623	151.6	35:49.239

99 Jamie Constable

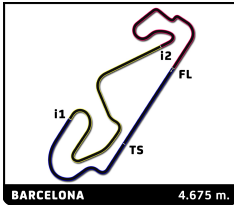
Pescarolo LMP1

1	3:33.118	2:14.140	42.399	36.579	76.5	3:33.118
2	1:44.765	29.441	40.020	35.304	160.6	5:17.883
3	1:45.406	30.108	39.764	35.534	159.7	7:03.289
4	1:57.712 B	28.897	42.116	46.699	143.0	9:01.001
5	8:32.975	7:16.930	41.010	35.035	32.8	17:33.976
6	1:43.233	28.934	39.534	34.765	163.0	19:17.209
7	1:42.366	28.746	38.898	34.722	164.4	20:59.575
8	1:42.074	28.624	38.975	34.475	164.9	22:41.649
9	2:09.719 B	33.295	46.666	49.758	129.7	24:51.368

123 Robert Blain

HPD Honda ARX-03B

1	6:14.130	4:53.197	44.452	36.481	43.6	6:14.130
2	1:51.215	30.343	43.172	37.700	151.3	8:05.345
3	6:51.079 B	31.236	42.967	5:36.876	40.9	14:56.424
4	9:10.944 B	7:14.278	57.295	59.371	30.5	24:07.368

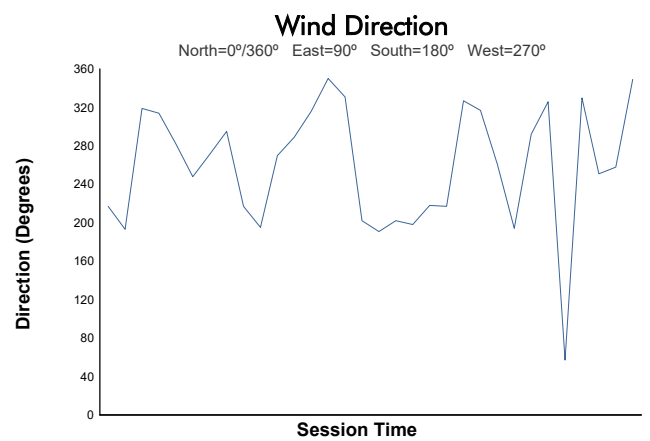
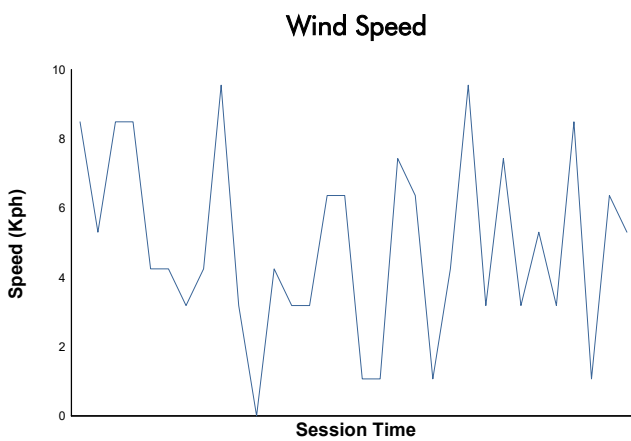
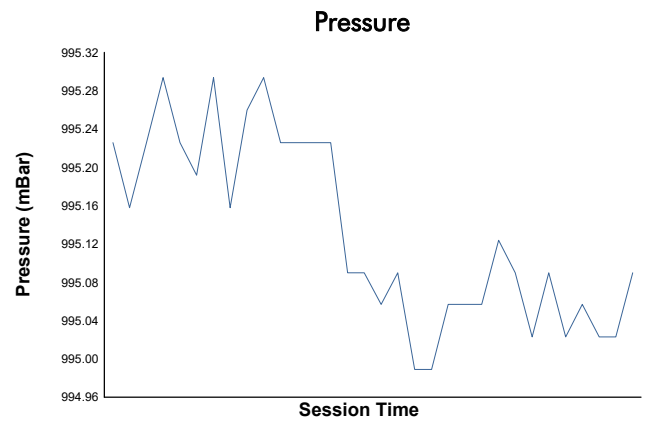
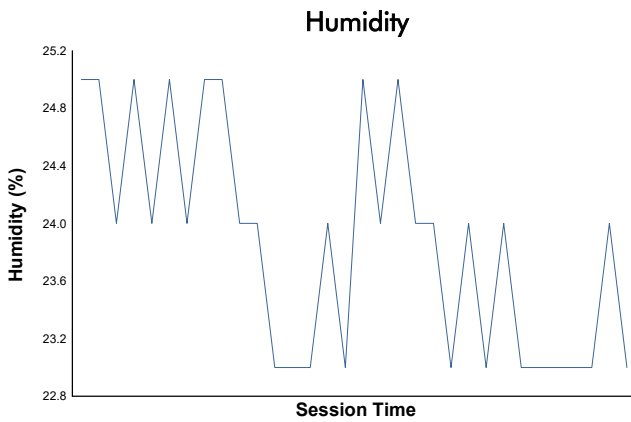
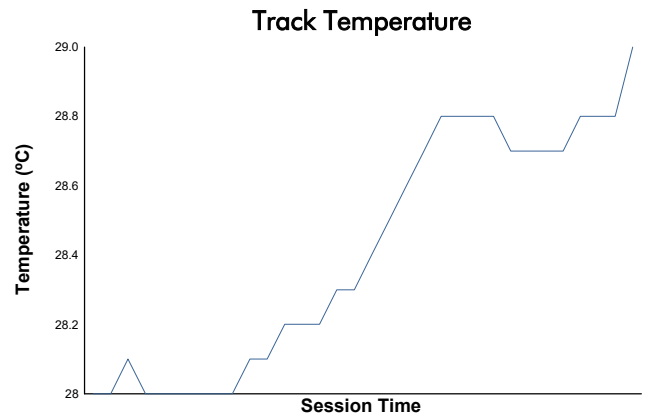
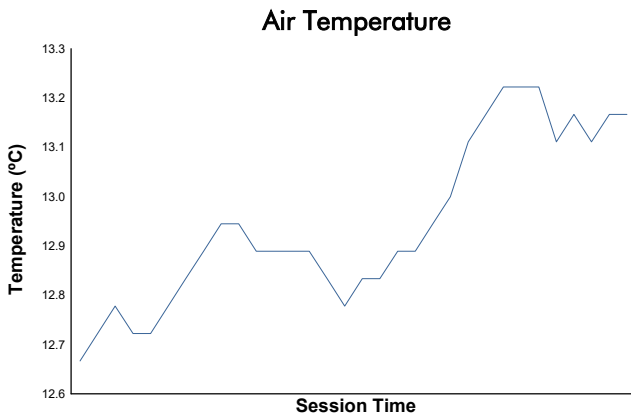


CIRCUIT DE BARCELONA-CATALUNYA

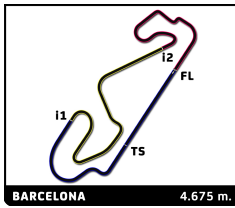
MASTERS ENDURANCE LEGENDS

Qualifying 2

Weather Report



Track Status: **DRY**



MASTERS ENDURANCE LEGENDS
CIRCUIT DE BARCELONA-CATALUNYA
QP

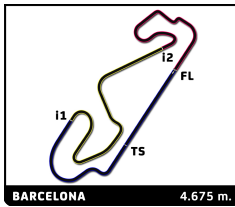
Combined Classification

No	Driver	Nat	Team	Cl.	Qualifying 1	Qualifying 2	Time	Gap
1	8 Kriton Lendoudis			G1/P1	1:39.334	1:39.712	1:39.334	
2	12 Steve Brooks			G2/P1	1:42.031	1:39.380	1:39.380	0.046 0.046
2	12 Martin O'Connell			G2/P1	1:42.031	1:39.380	1:39.380	0.046 0.046
3	oo7 Christophe D'Ansembourg			G1/P1	1:39.933		1:39.933	0.599 0.553
4	99 Jamie Constable			G2/P1	1:40.259	1:42.074	1:40.259	0.925 0.326
5	50 Stuart Wiltshire			G2/P2	1:40.357	1:40.571	1:40.357	1.023 0.098
6	5 Keith Frieser			G1/P1	1:41.290	1:42.686	1:41.290	1.956 0.933
7	16 Steve Tandy			G2/P1	1:42.183	1:41.316	1:41.316	1.982 0.026
8	25 Mike Newton			G1/P2	1:42.742	1:42.587	1:42.587	3.253 1.271
9	6 Lukas Halusa			Invitation	1:47.810	1:44.192	1:44.192	4.858 1.605
10	17 Antoine D'Ansembourg			G1/P1	1:45.554	1:44.264	1:44.264	4.930 0.072
11	15 Stephan Joebstl			G2/P3	1:46.782	1:55.116	1:46.782	7.448 2.518
11	15 Andy Willis			G2/P3	1:46.782	1:55.116	1:46.782	7.448 2.518
12	52 Ron Maydon			G2/P3	1:47.762	1:49.941	1:47.762	8.428 0.980
12	52 Craig Davies			G2/P3	1:47.762	1:49.941	1:47.762	8.428 0.980
13	123 Robert Blain			Invitation	1:48.154	1:51.215	1:48.154	8.820 0.392
14	18 James Hagan			G2/P2	1:49.765		1:49.765	10.431 1.611
15	88 Rick Carlino			G1/P3	1:53.565	1:51.006	1:51.006	11.672 1.241
15	88 Aaron Scott			G1/P3	1:53.565	1:51.006	1:51.006	11.672 1.241
16	3 Jason Wright			G2/GT3	1:53.679	1:52.911	1:52.911	13.577 1.905
17	30 Colin Paton			G1/GT2	1:56.929	1:55.437	1:55.437	16.103 2.526
17	30 Fergus Paton			G1/GT2	1:56.929	1:55.437	1:55.437	16.103 2.526

Stewards:

MARC VAN GEEL JORDI PARRO XAVIER NAVÈS

Timekeeper:



MASTERS ENDURANCE LEGENDS

CIRCUIT DE BARCELONA-CATALUNYA

Race 1 (31 Minutes 27 Seconds)

Final Classification

No	Driver	Nat	Team	Car	Cl.	Laps	Total Time	Gap	Kph	Best Lap		
										Lap	Time	Kph
1	007 Christophe D'Ansembourg			Lola Aston DBR1-2	G1/P1	14	57:19.323	-	68.4	13	1:42.623	164.0
2	8 Kriton Lendoudis			Peugeot 908	G1/P1	14	57:19.620	+0.297	68.4	13	1:42.334	164.5
3	5 Keith Frieser			Zytek 09s	G1/P1	14	57:25.948	+6.625	68.2	12	1:43.484	162.6
4	16 Steve Tandy			Lola-Judd B12/60	G2/P1	14	57:26.524	+7.201	68.2	14	1:43.103	163.2
5	12 Steve Brooks			Lola B12/60	G2/P1	14	57:33.549	+14.226	68.1	14	1:40.564	167.4
6	6 Lukas Halusa			Porsche 962	Invitation	14	57:42.906	+23.583	67.9	14	1:45.326	159.8
7	50 Stuart Wiltshire			Ligier LMP2	G2/P2	14	57:48.168	+28.845	67.8	12	1:43.217	163.1
8	17 Antoine D'Ansembourg			Dallara/Oreca DO-05	G1/P1	14	57:51.029	+31.706	67.7	13	1:44.070	161.7
9	25 Mike Newton			MG Lola EX257	G1/P2	14	58:00.605	+41.282	67.5	12	1:46.719	157.7
10	15 Stephan Joebstl			Ligier JS P3	G2/P3	14	58:06.120	+46.797	67.4	14	1:48.837	154.6
11	52 Ron Maydon			Ligier JS P3	G2/P3	14	58:14.880	+55.557	67.3	14	1:50.000	153.0
12	88 Rick Carlino			Oreca LMPC10	G1/P3	14	58:16.820	+57.497	67.2	14	1:46.150	158.5
13	3 Jason Wright			Ferrari 458 GT3	G2/GT3	14	58:36.627	+1:17.304	66.9	14	1:54.055	147.6
14	30 Colin Paton			Mosler MT900R	G1/GT2	13	57:13.878	1 Lap	63.6	11	1:59.991	140.3
Not classified												
	99 Jamie Constable			Pescarolo LMP1	G2/P1	2	5:19.823			2	2:13.249	126.3
Not Started												
	123 Robert Blain			HPD Honda ARX-03B	Invitation							

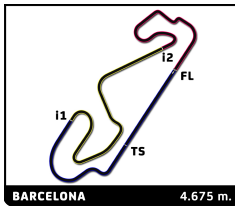
Pole Position:	Kriton Lendoudis		
Fastest Lap:	Lap14 Steve Brooks	1:40.564	167.4 Kph

CARS #12 AND #88 - 20 SECONDS TIME PENALTY

Published at:

Track Status: **DRY**

Stewards: MARC VAN GEEL JORDI PARRO XAVIER NAVÈS	Timekeeper:
--	--------------------



MASTERS ENDURANCE LEGENDS

CIRCUIT DE BARCELONA-CATALUNYA

Race 1 (31 Minutes 27 Seconds)

Provisional Classification by Class

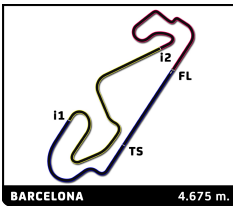
No	Driver	Nat	Team	Car	Laps	Total Time	Gap	Kph	Best Lap			
									Lap	Time	Kph	
G1/P1												
1	007 Christophe D'Ansembourg			Lola Aston DBR1-2	14	57:19.323		68.4	13	1:42.623	164.0	
2	8 Kriton Lendoudis			Peugeot 908	14	57:19.620	+0.297	68.4	13	1:42.334	164.5	
3	5 Keith Frieser			Zytek 09s	14	57:25.948	+6.625	68.2	12	1:43.484	162.6	
4	17 Antoine D'Ansembourg			Dallara/Oreca DO-05	14	57:51.029	+31.706	67.7	13	1:44.070	161.7	
G1/GT2												
1	30 Colin Paton			Mosler MT900R	13	57:13.878		63.6	11	1:59.991	140.3	
G1/P2												
1	25 Mike Newton			MG Lola EX257	14	58:00.605		67.5	12	1:46.719	157.7	
G1/P3												
1	88 Rick Carlino			Oreca LMPC10	14	58:16.820		67.2	14	1:46.150	158.5	
G2/GT3												
1	3 Jason Wright			Ferrari 458 GT3	14	58:36.627		66.9	14	1:54.055	147.6	
G2/P1												
1	16 Steve Tandy			Lola-Judd B12/60	14	57:26.524		68.2	14	1:43.103	163.2	
2	12 Steve Brooks			Lola B12/60	14	57:33.549	+7.025	68.1	14	1:40.564	167.4	
Not classified												
	99 Jamie Constable			Pescarolo LMP1	2	5:19.823	12 Laps		2	2:13.249	126.3	
G2/P2												
1	50 Stuart Wiltshire			Ligier LMP2	14	57:48.168		67.8	12	1:43.217	163.1	
G2/P3												
1	15 Stephan Joebstl			Ligier JS P3	14	58:06.120		67.4	14	1:48.837	154.6	
2	52 Ron Maydon			Ligier JS P3	14	58:14.880	+8.760	67.3	14	1:50.000	153.0	
Invitation												
1	6 Lukas Halusa			Porsche 962	14	57:42.906		67.9	14	1:45.326	159.8	
Not Started												
	123 Robert Blain			HPD Honda ARX-03B					14 Laps			

CARS #12 AND #88 - 20 SECONDS TIME PENALTY

Published at:

Track Status: **DRY**

Race Director	Timekeeper:

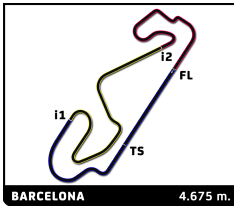


MASTERS ENDURANCE LEGENDS
CIRCUIT DE BARCELONA-CATALUNYA

Race 1

Lap Chart

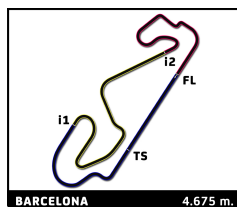
No	Pos	Grid	Lap													
			1	2	3	4	5	6	7	8	9	10	11	12	13	14
8	1	8	8	8	8	8	8	8	8	8	8	8	8	8	8	8
007	2	007	12	12	007	007	007	007	007	007	8	12	12	007	007	007
12	3	12	007	007	12	12	12	12	12	12	12	8	8	8	8	8
5	4	5	99	99	5	5	5	5	5	5	5	5	5	5	5	5
50	5	50	50	50	50	50	50	50	50	50	50	50	50	50	16	16
16	6	16	5	5	16	16	16	16	16	16	16	16	16	16	6	6
25	7	25	16	16	25	25	25	25	25	25	6	6	6	6	50	50
6	8	6	25	25	6	6	6	6	6	6	25	25	25	25	17	17
17	9	17	6	6	17	17	17	17	17	17	15	17	17	17	25	88
15	10	15	17	17	15	15	15	15	15	15	17	88	88	88	88	25
52	11	52	15	15	52	52	52	52	52	52	88	15	15	15	15	15
88	12	88	52	52	88	88	88	88	88	88	52	52	52	52	52	52
3	13	3	88	88	3	3	3	3	3	3	3	3	3	3	3	3
30	14	30	3	3	30	30	30	30	30	30	30	30	30	30	30	30
99	15	99	30	30												
123	16	123														



MASTERS ENDURANCE LEGENDS
CIRCUIT DE BARCELONA-CATALUNYA
Race 1

Best Sector Times

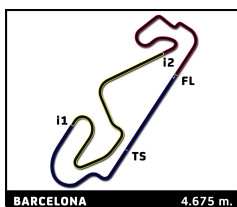
Sector 1			Sector 2			Sector 3			Pos	No Driver	Ideal Lap	Best Lap
Pos	No Driver	Time	No Driver	Time	No Driver	Time						
1	8 K.Lendoudis	28.056	12 S.Brooks	38.647	12 S.Brooks	33.316	1	12 S.Brooks	1:40.446	1:40.564	(1)	
2	007 C.D'Ansembourg	28.421	8 K.Lendoudis	38.684	50 S.Wiltshire	34.433	2	8 K.Lendoudis	1:41.932	1:42.334	(2)	
3	12 S.Brooks	28.483	007 C.D'Ansembourg	39.019	5 K.Frieser	34.886	3	007 C.D'Ansembourg	1:42.419	1:42.623	(3)	
4	16 S.Tandy	28.688	16 S.Tandy	39.026	16 S.Tandy	34.904	4	16 S.Tandy	1:42.618	1:43.103	(4)	
5	5 K.Frieser	28.840	17 A.D'Ansembourg	39.256	007 C.D'Ansembourg	34.979	5	50 S.Wiltshire	1:42.841	1:43.217	(5)	
6	50 S.Wiltshire	29.071	5 K.Frieser	39.322	88 R.Carlino	35.098	6	5 K.Frieser	1:43.048	1:43.484	(6)	
7	6 L.Halusa	29.379	50 S.Wiltshire	39.337	17 A.D'Ansembourg	35.118	7	17 A.D'Ansembourg	1:44.070	1:44.070	(7)	
8	17 A.D'Ansembourg	29.696	6 L.Halusa	39.832	8 K.Lendoudis	35.192	8	6 L.Halusa	1:44.881	1:45.326	(8)	
9	25 M.Newton	29.795	25 M.Newton	40.421	6 L.Halusa	35.670	9	88 R.Carlino	1:46.024	1:46.150	(9)	
10	88 R.Carlino	30.129	88 R.Carlino	40.797	15 S.Joebstl	35.751	10	25 M.Newton	1:46.696	1:46.719	(10)	
11	15 S.Joebstl	31.269	15 S.Joebstl	41.637	52 R.Maydon	36.388	11	15 S.Joebstl	1:48.657	1:48.837	(11)	
12	52 R.Maydon	31.484	52 R.Maydon	41.724	25 M.Newton	36.480	12	52 R.Maydon	1:49.596	1:50.000	(12)	
13	3 J.Wright	32.455	3 J.Wright	43.705	3 J.Wright	37.849	13	3 J.Wright	1:54.009	1:54.055	(13)	
14	30 C.Paton	34.232	30 C.Paton	45.881	30 C.Paton	39.683	14	30 C.Paton	1:59.796	1:59.991	(14)	
15	99 J.Constable	41.421	99 J.Constable	50.847	99 J.Constable	40.981	15	99 J.Constable	2:13.249	2:13.249	(15)	



MASTERS ENDURANCE LEGENDS
CIRCUIT DE BARCELONA-CATALUNYA
After Race 1

Event maximum speed

No Driver	Team	Car	Class	Top Speed	Lap	Session
8 Kriton Lendoudis		Peugeot 908	G1/P1	300.3	10	Qualifying 1
007 Christophe D'Ansembourg		Lola Aston DBR1-2	G1/P1	297.0	14	Race 1
17 Antoine D'Ansembourg		Dallara/Oreca DO-05	G1/P1	296.2	7	Qualifying 1
5 Keith Frieser		Zytek 09s	G1/P1	289.9	4	Qualifying 1
99 Jamie Constable		Pescarolo LMP1	G2/P1	289.1	7	Qualifying 1
16 Steve Tandy		Lola-Judd B12/60	G2/P1	285.4	4	Qualifying 2
123 Robert Blain		HPD Honda ARX-03B	Invitation	284.6	4	Qualifying 1
25 Mike Newton		MG Lola EX257	G1/P2	281.7	8	Qualifying 1
88 Rick Carlino		Oreca LMPC10	G1/P3	275.9	13	Race 1
6 Lukas Halusa		Porsche 962	Invitation	271.8	10	Race 1
12 Steve Brooks		Lola B12/60	G2/P1	271.1	5	Qualifying 1
18 James Hagan		Oreca 03 LMP2	G2/P2	268.4	8	Qualifying 1
50 Stuart Wiltshire		Ligier LMP2	G2/P2	267.8	13	Qualifying 2
3 Jason Wright		Ferrari 458 GT3	G2/GT3	258.9	14	Qualifying 2
15 Stephan Joebstl		Ligier JS P3	G2/P3	255.2	8	Qualifying 1
52 Ron Maydon		Ligier JS P3	G2/P3	254.6	4	Qualifying 1
30 Colin Paton		Mosler MT900R	G1/GT2	252.8	11	Race 1



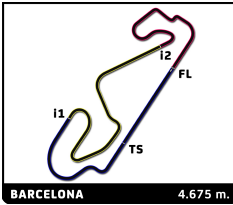
MASTERS ENDURANCE LEGENDS

CIRCUIT DE BARCELONA-CATALUNYA

Race 1

Leader Sequence by Class

No	Driver	Team	Car	Start Lap	End Lap	Laps	Total Laps
G1/GT2							
30	Colin Paton		Mosler MT900R	1	13	13	13
G1/P1							
8	Kriton Lendoudis		Peugeot 908	1	8	8	8
007	Christophe D'Ansembourg		Lola Aston DBR1-2	9	14	6	6
G1/P2							
25	Mike Newton		MG Lola EX257	1	14	14	14
G1/P3							
88	Rick Carlino		Oreca LMPC10	1	14	14	14
G2/GT3							
3	Jason Wright		Ferrari 458 GT3	1	14	14	14
G2/P1							
12	Steve Brooks		Lola B12/60	1	14	14	14
G2/P2							
50	Stuart Wiltshire		Ligier LMP2	1	14	14	14
G2/P3							
15	Stephan Joebstl		Ligier JS P3	1	14	14	14
Invitation							
6	Lukas Halusa		Porsche 962	1	14	14	14



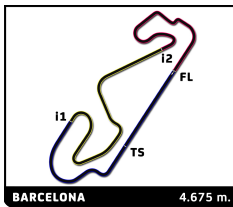
MASTERS ENDURANCE LEGENDS

CIRCUIT DE BARCELONA-CATALUNYA

Race 1

Fastest Lap Sequence

Elapsed	No	Driver	Team	Car	Class	Time	Kph	Lap
5:18.979	8	Kriton Lendoudis		Peugeot 908	G1/P1	2:15.084	124.6	2
5:19.323	12	Steve Brooks		Lola B12/60	G2/P1	2:14.788	124.9	2
5:19.567	oo7	Christophe D'Ansembourg		Lola Aston DBR1-2	G1/P1	2:14.448	125.2	2
5:19.823	99	Jamie Constable		Pescarolo LMP1	G2/P1	2:13.249	126.3	2
5:22.883	16	Steve Tandy		Lola-Judd B12/60	G2/P1	2:13.228	126.3	2
7:09.165	8	Kriton Lendoudis		Peugeot 908	G1/P1	1:50.186	152.7	3
7:09.736	oo7	Christophe D'Ansembourg		Lola Aston DBR1-2	G1/P1	1:50.169	152.8	3
48:42.455	oo7	Christophe D'Ansembourg		Lola Aston DBR1-2	G1/P1	1:48.107	155.7	9
48:45.062	50	Stuart Wiltshire		Ligier LMP2	G2/P2	1:47.534	156.5	9
50:26.495	oo7	Christophe D'Ansembourg		Lola Aston DBR1-2	G1/P1	1:44.040	161.8	10
50:27.879	12	Steve Brooks		Lola B12/60	G2/P1	1:43.521	162.6	10
52:09.791	oo7	Christophe D'Ansembourg		Lola Aston DBR1-2	G1/P1	1:43.296	162.9	11
52:10.297	12	Steve Brooks		Lola B12/60	G2/P1	1:42.418	164.3	11
53:51.472	12	Steve Brooks		Lola B12/60	G2/P1	1:41.175	166.3	12
57:13.549	12	Steve Brooks		Lola B12/60	G2/P1	1:40.564	167.4	14



MASTERS ENDURANCE LEGENDS

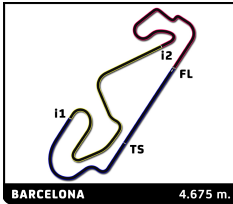
CIRCUIT DE BARCELONA-CATALUNYA

Race 1

Analysis by lap

Lapped ■

No	Lap Time	Gap	No	Lap Time	Gap	No	Lap Time	Gap	No	Lap Time	Gap	No	Lap Time	Gap
Lap 1			50	2:21.671	2.901	330	1:11.358	19.530	50	1:43.899	5.056	3	1:54.055	1:23.078
8	3:03.895	0.000	16	2:20.695	3.755	3030	1:13.779	22.551	16	1:43.563	6.896			
12	3:04.535	0.640	25	2:19.083	4.454	Lap 8			6	1:46.650	16.823			
oo7	3:05.119	1.224	6	2:20.422	6.565	8	2:26.563		25	1:48.063	25.328			
99	3:06.574	2.679	17	2:20.963	7.404	oo7	2:25.435	0.385	17	1:48.184	25.762			
50	3:07.829	3.934	15	2:16.779	8.127	12	2:22.415	1.892	88	1:48.292	26.302			
5	3:08.212	4.317	52	2:16.607	8.866	5	2:22.683	2.328	15	1:49.946	28.510			
16	3:09.655	5.760	88	2:09.519	9.914	50	2:23.487	3.565	52	1:51.216	33.015			
25	3:10.232	6.337	3	2:08.818	10.273	16	2:23.682	5.074	3	1:55.261	44.010			
6	3:10.855	6.960	30	2:08.599	11.266	25	2:24.826	7.900	30	1:59.991	1:02.520			
17	3:11.408	7.513	Lap 5			6	2:24.148	8.270	Lap 12					
15	3:12.416	8.521	8	2:28.559		17	2:23.809	8.773	12	1:41.175				
52	3:13.740	9.845	oo7	2:28.496	0.604	15	2:22.451	9.434	oo7	1:43.679	1.998			
88	3:14.914	11.019	12	2:28.645	1.445	52	2:19.932	11.282	8	1:42.801	3.044			
3	3:15.576	11.681	5	2:28.520	2.399	88	2:19.550	11.409	5	1:43.484	6.129			
30	3:16.646	12.751	50	2:28.743	3.085	3	2:19.409	12.376	50	1:43.217	6.592			
Lap 2			16	2:28.907	4.103	30	2:19.400	15.388	16	1:43.560	8.775			
8	2:15.084		25	2:28.808	4.703	Lap 9			6	1:45.606	20.748			
12	2:14.788	0.344	6	2:27.955	5.961	oo7	1:48.107		25	1:46.719	30.366			
oo7	2:14.448	0.588	17	2:28.056	6.901	8	1:50.064	1.572	17	1:46.572	30.653			
99	2:13.249	0.844	15	2:28.191	7.759	12	1:48.503	1.903	88	1:46.810	31.431			
50	2:13.364	2.214	52	2:28.319	8.626	5	1:48.287	2.123	15	1:50.018	36.847			
5	2:13.620	2.853	88	2:28.555	9.910	50	1:47.534	2.607	52	1:51.169	42.503			
16	2:13.228	3.904	3	2:29.075	10.789	16	1:48.682	5.264	3	1:54.386	56.715			
25	2:13.288	4.541	30	2:28.701	11.408	6	1:50.278	10.056	30	2:00.990	1:21.829			
6	2:13.630	5.506	Lap 6			25	1:54.841	14.249	Lap 13					
17	2:13.774	6.203	8	2:23.922		15	1:53.689	14.631	12	1:41.513				
15	2:15.512	8.949	oo7	2:23.971	0.653	17	1:54.355	14.636	oo7	1:42.623	3.108			
52	2:14.899	9.660	12	2:24.163	1.686	88	1:52.070	14.987	8	1:42.334	3.865			
88	2:16.250	12.185	5	2:24.223	2.700	52	1:55.100	17.890	5	1:44.632	9.248			
3	2:16.332	12.929	50	2:24.158	3.321	3	1:56.602	20.486	16	1:43.174	10.436			
30	2:16.594	14.261	16	2:24.470	4.651	30	2:02.357	29.253	6	1:45.360	24.595			
Lap 3			25	2:25.121	5.902	Lap 10			50	2:05.680	30.759			
8	1:50.186		6	2:24.711	6.750	oo7	1:44.040		17	1:44.070	33.210			
oo7	1:50.169	0.571	17	2:24.415	7.394	12	1:43.521	1.384	25	1:48.426	37.279			
12	1:51.118	1.276	15	2:24.262	8.099	8	1:44.935	2.467	88	1:47.767	37.685			
5	1:50.913	3.580	52	2:23.995	8.699	5	1:45.291	3.374	15	1:48.964	44.298			
50	1:52.708	4.736	88	2:23.792	9.780	50	1:45.886	4.453	52	1:50.905	51.895			
16	1:52.848	6.566	3	2:23.553	10.420	16	1:45.405	6.629	3	1:54.385	1:09.587			
25	1:54.522	8.877	30	2:23.534	11.020	6	1:47.453	13.469	Lap 14					
6	1:54.329	9.649	Lap 7			25	1:50.352	20.561	12	1:40.564				
17	1:53.930	9.947	8	3:02.248		17	1:50.278	20.874	30	2:00.577	1 Lap			
15	1:56.091	14.854	oo7	3:03.108	1.513	88	1:50.359	21.306	oo7	1:43.230	5.774			
52	1:56.291	15.765	12	3:06.602	6.040	15	1:51.269	21.860	8	1:42.770	6.071			
88	2:01.902	23.901	5	3:05.756	6.208	52	1:51.245	25.095	5	1:43.715	12.399			
3	2:02.218	24.961	50	3:05.568	6.641	3	1:55.599	32.045	16	1:43.103	12.975			
30	2:02.098	26.173	16	3:05.552	7.955	30	2:00.612	45.825	6	1:45.326	29.357			
Lap 4			25	3:05.983	9.637	Lap 11			50	1:44.424	34.619			
8	2:23.506		6	3:06.183	10.685	oo7	1:43.296		17	1:44.834	37.480			
oo7	2:23.602	0.667	17	3:06.381	11.527	12	1:42.418	0.506	88	1:46.150	43.271			
12	2:23.589	1.359	15	3:07.695	13.546	8	1:42.753	1.924	25	1:50.341	47.056			
5	2:22.364	2.438	52	3:11.462	17.913	5	1:44.248	4.326	15	1:48.837	52.571			
			88	3:10.890	18.422				52	1:50.000	1:01.331			



MASTERS RACING LEGENDS FEATURING

CIRCUIT DE BARCELONA-CATALUNYA

Race 2 (25 Minutes)

Provisional Starting Grid

Jonathan Holtzman	5	- 7 -	
Robert Blain	9	- 6 -	30 David Abbott
Vincent Rivet	71	- 5 -	31 Peter Williams
Patrick D'Aubreby	38	- 4 -	8 Mark Higson
Steve Hartley	77	- 3 -	16 Mark Hazell
Lukas Halusa	6	- 2 -	7 Mike Cantillon
Steve Brooks	12	- 1 -	37 Christophe D'Ansembourg

Pole



Published at:

Stewards:

MARC VAN GEEL JORDI PARRO XAVIER NAVÈS

Timekeeper: