

# MASTERS RACING LEGENDS FEATURING

## CIRCUIT DE BARCELONA-CATALUNYA

Free Practice

Final Classification

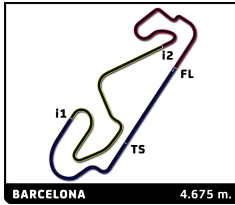
No	Driver	Nat	Team	Car	Cl.	Time	Lap	Total	Gap	Kph
1	77 Steve Hartley	GB		McLaren MP4/1	Head	<b>1:43.240</b>	10	10	-	- 163.0
2	16 Mark Hazell	GB		Williams FW08C	Lauda	<b>1:45.703</b>	6	7	+2.463	+2.463 159.2
3	6 Lukas Halusa	AT		Williams FW08	Lauda	<b>1:46.529</b>	4	9	+3.289	+0.826 158.0
4	12 Steve Brooks	GB		Lotus 91	Head	<b>1:48.296</b>	6	11	+5.056	+1.767 155.4
5	22 James Hagan	IE		Hesketh 308	Fittipaldi	<b>1:50.037</b>	5	7	+6.797	+1.741 152.9
6	31 Peter Williams	GB		LEC CRP1	Fittipaldi	<b>1:51.530</b>	7	7	+8.290	+1.493 150.9
7	8 Mark Higson	GB		McLaren MP4/1B	Head	<b>1:54.935</b>	12	12	+11.695	+3.405 146.4
8	38 Patrick D'Aubrey	FR		March 761	Fittipaldi	<b>1:54.984</b>	3	9	+11.744	+0.049 146.4
9	30 David Abbott	GB		Arrows A4	Head	<b>1:58.633</b>	3	6	+15.393	+3.649 141.9
10	15 Michel Baudoin	FR		March 821	Head	<b>2:09.132</b>	6	7	+25.892	+10.499 130.3
11	5 Jonathan Holtzman	US		Tyrrell P-34	Fittipaldi					
12	7 Mike Cantillon	IE		Williams FW07C	Head					
13	9 Robert Blain	US		March 761	Fittipaldi					
14	37 Christophe D'Ansembourg	BE		Williams FW07C	Head					
15	71 Vincent Rivet	FR		March 811	Head					

**Fastest Lap:** Lap 10 | Steve Hartley | **1:43.240** | 163.0 Kph

Published at: .....

Track Status: **DRY**

<b>Race Director:</b>	<b>Timekeeper:</b>
-----------------------	--------------------



# MASTERS RACING LEGENDS FEATURING

## CIRCUIT DE BARCELONA-CATALUNYA

Free Practice (25 Minutes)

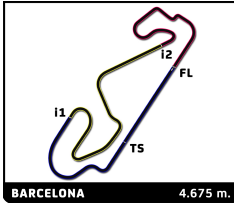
Classification by Class

No	Driver	Nat	Team	Car	Laps	Total Time	Gap	Kph	Best Lap		
									Lap	Time	Kph
<b>Fittipaldi</b>											
1	22 James Hagan	IE		Hesketh 308	7	<b>25:47.779</b>		75.8	5	<b>1:50.037</b>	152.9
2	31 Peter Williams	GB		LEC CRP1	7	<b>19:03.454</b>	+1.493	102.6	7	<b>1:51.530</b>	150.9
3	38 Patrick D'Aubreby	FR		March 761	9	<b>24:46.788</b>	+4.947	101.5	3	<b>1:54.984</b>	146.4
4	5 Jonathan Holtzman	US		Tyrrell P-34							
5	9 Robert Blain	US		March 761							
<b>Lauda</b>											
1	16 Mark Hazell	GB		Williams FW08C	7	<b>14:14.251</b>		137.3	6	<b>1:45.703</b>	159.2
2	6 Lukas Halusa	AT		Williams FW08	9	<b>26:32.850</b>	+0.826	94.8	4	<b>1:46.529</b>	158.0
<b>Head</b>											
1	77 Steve Hartley	GB		McLaren MP4/1	10	<b>25:27.423</b>		109.8	10	<b>1:43.240</b>	163.0
2	12 Steve Brooks	GB		Lotus 91	11	<b>25:46.223</b>	+5.056	119.4	6	<b>1:48.296</b>	155.4
3	8 Mark Higson	GB		McLaren MP4/1B	12	<b>25:54.659</b>	+11.695	129.6	12	<b>1:54.935</b>	146.4
4	30 David Abbott	GB		Arrows A4	6	<b>22:58.577</b>	+15.393	72.9	3	<b>1:58.633</b>	141.9
5	15 Michel Baudoin	FR		March 821	7	<b>21:40.838</b>	+25.892	90.2	6	<b>2:09.132</b>	130.3
6	7 Mike Cantillon	IE		Williams FW07C							
7	37 Christophe D'Ansembourg	BE		Williams FW07C							
8	71 Vincent Rivet	FR		March 811							

Published at: .....

Track Status: **DRY**

<b>Stewards:</b> MARC VAN GEEL    JORDI PARRO    XAVIER NAVÈS	<b>Timekeeper:</b>
--	--------------------

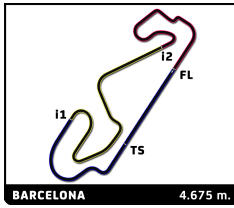


**MASTERS RACING LEGENDS FEATURIN**  
**CIRCUIT DE BARCELONA-CATALUNYA**

Free Practice

Best Sector Times

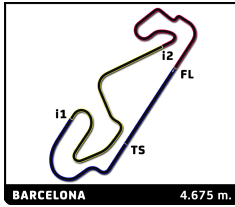
Sector 1			Sector 2			Sector 3			Pos	No Driver	Ideal Lap	Best Lap	
Pos	No Driver	Time	No Driver	Time	No Driver	Time							
1	77 S.Hartley	29.601	77 S.Hartley	39.211	77 S.Hartley	34.428	1	77 S.Hartley	1:43.240	1:43.240	(1)		
2	6 L.Halusa	30.112	6 L.Halusa	40.299	16 M.Hazell	34.576	2	16 M.Hazell	1:45.703	1:45.703	(2)		
3	16 M.Hazell	30.212	38 P.D'Aubreby	40.778	38 P.D'Aubreby	35.315	3	6 L.Halusa	1:45.890	1:46.529	(3)		
4	38 P.D'Aubreby	30.940	16 M.Hazell	40.915	6 L.Halusa	35.479	4	38 P.D'Aubreby	1:47.033	1:54.984	(8)		
5	12 S.Brooks	30.963	12 S.Brooks	41.532	12 S.Brooks	35.720	5	12 S.Brooks	1:48.215	1:48.296	(4)		
6	22 J.Hagan	31.642	22 J.Hagan	41.875	22 J.Hagan	36.520	6	22 J.Hagan	1:50.037	1:50.037	(5)		
7	8 M.Higson	31.861	8 M.Higson	44.249	8 M.Higson	38.804	7	8 M.Higson	1:54.914	1:54.935	(7)		
8	30 D.Abbott	33.599	30 D.Abbott	45.037	30 D.Abbott	39.561	8	30 D.Abbott	1:58.197	1:58.633	(9)		
9	15 M.Baudoin	37.479	15 M.Baudoin	49.390	15 M.Baudoin	42.263	9	15 M.Baudoin	2:09.132	2:09.132	(10)		



**MASTERS RACING LEGENDS FEATURING**  
**CIRCUIT DE BARCELONA-CATALUNYA**  
After Free Practice

Event maximum speed

No Driver	Team	Car	Class	Top Speed	Lap	Session
22 James Hagan		Hesketh 308	Fittipaldi	<b>269.8</b>	5	Free Practice
12 Steve Brooks		Lotus 91	Head	<b>269.1</b>	11	Free Practice
38 Patrick D'Aubrey		March 761	Fittipaldi	<b>269.1</b>	8	Free Practice
6 Lukas Halusa		Williams FW08	Lauda	<b>265.8</b>	9	Free Practice
8 Mark Higson		McLaren MP4/1B	Head	<b>262.6</b>	11	Free Practice
16 Mark Hazell		Williams FW08C	Lauda	<b>261.3</b>	6	Free Practice
30 David Abbott		Arrows A4	Head	<b>249.4</b>	6	Free Practice

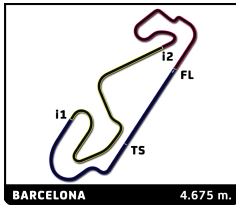


**MASTERS RACING LEGENDS FEATURING**  
**CIRCUIT DE BARCELONA-CATALUNYA**

Free Practice

Fastest Lap Sequence

Elapsed	No	Driver	Team	Car	Class	Time	Kph	Lap
4:34.089	16	Mark Hazell		Williams FW08C	Lauda	<b>1:58.254</b>	142.3	2
5:54.379	6	Lukas Halusa		Williams FW08	Lauda	<b>1:56.293</b>	144.7	2
6:24.694	16	Mark Hazell		Williams FW08C	Lauda	<b>1:50.605</b>	152.2	3
7:43.154	6	Lukas Halusa		Williams FW08	Lauda	<b>1:48.775</b>	154.7	3
9:29.683	6	Lukas Halusa		Williams FW08	Lauda	<b>1:46.529</b>	158.0	4
11:47.708	77	Steve Hartley		McLaren MP4/1	Head	<b>1:45.533</b>	159.5	4
13:31.518	77	Steve Hartley		McLaren MP4/1	Head	<b>1:43.810</b>	162.1	5
25:27.423	77	Steve Hartley		McLaren MP4/1	Head	<b>1:43.240</b>	163.0	10



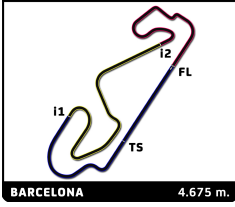
# MASTERS RACING LEGENDS FEATURING CIRCUIT DE BARCELONA-CATALUNYA

Free Practice

## Sector Analysis

— Invalidated Lap    ■ Personal Best    ■ Session Best    B Crossing the pit lane

Lap	Time	Sector 1	Sector 2	Sector 3	Kph	Elapsed	Lap	Time	Sector 1	Sector 2	Sector 3	Kph	Elapsed
<b>6</b> Lukas Halusa AT													
Williams FW08													
1	3:58.086	2:23.308	50.255	44.523	68.5	3:58.086	4	1:55.915	35.819	43.432	36.664	145.2	8:20.609
2	1:56.293	33.156	45.067	38.070	144.7	5:54.379	5	1:47.868	30.438	41.193	36.237	156.0	10:08.477
3	1:48.775	31.179	41.486	36.110	154.7	7:43.154	6	<b>1:45.703</b>	<b>30.212</b>	<b>40.915</b>	<b>34.576</b>	159.2	11:54.180
4	<b>1:46.529</b>	30.435	40.615	<b>35.479</b>	158.0	9:29.683	7	2:20.071 B	36.873	47.266	55.932	120.2	14:14.251
5	1:54.004 B	<b>30.112</b>	<b>40.299</b>	43.593	147.6	11:23.687							
6	9:20.583	7:49.049	50.691	40.843	30.0	20:44.270							
7	1:57.129	33.233	46.190	37.706	143.7	22:41.399							
8	1:52.455	31.377	43.416	37.662	149.7	24:33.854							
9	1:58.996 B	30.708	41.621	46.667	141.4	26:32.850							
<b>8</b> Mark Higson GB													
McLaren MP4/1B													
1	3:57.969	2:19.463	53.450	45.056	68.5	3:57.969							
2	2:05.061	35.739	48.034	41.288	134.6	6:03.030							
3	2:05.641	33.631	51.124	40.886	134.0	8:08.671							
4	2:02.933	33.639	47.743	41.551	136.9	10:11.604							
5	1:59.940	33.626	46.847	39.467	140.3	12:11.544							
6	2:00.500	33.587	46.767	40.146	139.7	14:12.044							
7	2:00.082	33.665	46.708	39.709	140.2	16:12.126							
8	1:58.007	32.989	45.883	39.135	142.6	18:10.133							
9	1:57.396	32.313	46.107	38.976	143.4	20:07.529							
10	1:56.624	32.581	44.750	39.293	144.3	22:04.153							
11	1:55.571	<b>31.861</b>	44.479	39.231	145.6	23:59.724							
12	<b>1:54.935</b>	31.882	<b>44.249</b>	<b>38.804</b>	146.4	25:54.659							
<b>12</b> Steve Brooks GB													
Lotus 91													
1	3:02.347	1:26.598	52.706	43.043	89.5	3:02.347							
2	2:02.582	36.740	46.620	39.222	137.3	5:04.929							
3	1:54.680	32.241	44.027	38.412	146.8	6:59.609							
4	1:56.822	33.717	45.752	37.353	144.1	8:56.431							
5	1:50.089	31.340	42.270	36.479	152.9	10:46.520							
6	<b>1:48.296</b>	31.044	<b>41.532</b>	<b>35.720</b>	155.4	12:34.816							
7	2:08.560 B	31.048	43.338	54.174	130.9	14:43.376							
8	5:26.317	3:55.379	50.653	40.285	51.6	20:09.693							
9	1:54.597	33.219	43.865	37.513	146.9	22:04.290							
10	1:53.015	32.063	44.121	36.831	148.9	23:57.305							
11	1:48.918	<b>30.963</b>	41.622	36.333	154.5	25:46.223							
<b>15</b> Michel Baudoin FR													
March 821													
1	4:41.046	3:00.799	53.401	46.846	58.0	4:41.046							
2	2:14.016	40.242	49.459	44.315	125.6	6:55.062							
3	2:10.358	37.996	49.632	42.730	129.1	9:05.420							
4	2:23.620 B	39.182	52.861	51.577	117.2	11:29.040							
5	5:30.884	3:57.525	49.882	43.477	50.9	16:59.924							
6	<b>2:09.132</b>	<b>37.479</b>	<b>49.390</b>	<b>42.263</b>	130.3	19:09.056							
7	2:31.782 B	37.889	51.826	1:02.067	110.9	21:40.838							
<b>16</b> Mark Hazell GB													
Williams FW08C													
1	2:35.835	1:05.246	50.063	40.526	104.7	2:35.835							
2	1:58.254	34.687	44.915	38.652	142.3	4:34.089							
3	1:50.605	31.688	41.581	37.336	152.2	6:24.694							
<b>22</b> James Hagan IE													
Hesketh 308													
1	3:58.682	2:12.555	1:02.478	43.649	68.3	3:58.682							
2	2:13.588	36.073	48.267	49.248	126.0	6:12.270							
3	2:18.959 B	32.722	43.022	1:03.215	121.1	8:31.229							
4	3:57.528	2:34.156	45.131	38.241	70.9	12:28.757							
5	<b>1:50.037</b>	<b>31.642</b>	<b>41.875</b>	<b>36.520</b>	152.9	14:18.794							
6	2:49.092 B	36.708	1:03.553	1:08.831	99.5	17:07.886							
7	8:39.893 B	6:39.492	50.655	1:09.746	32.4	25:47.779							
<b>30</b> David Abbott GB													
Arrows A4													
1	10:02.526	8:29.813	50.510	42.203	27.1	10:02.526							
2	2:00.340	33.946	46.833	<b>39.561</b>	139.9	12:02.866							
3	<b>1:58.633</b>	<b>33.599</b>	<b>45.037</b>	39.997	141.9	14:01.499							
4	2:22.928 B	36.101	47.747	59.080	117.8	16:24.427							
5	4:18.531	2:50.428	48.240	39.863	65.1	20:42.958							
6	2:15.619 B	33.742	47.417	54.460	124.1	22:58.577							
<b>31</b> Peter Williams GB													
LEC CRP1													
1	7:19.185				37.1	7:19.185							
2	2:17.223				122.6	9:36.408							
3	1:55.629				145.6	11:32.037							
4	1:53.133				148.8	13:25.170							
5	1:53.383				148.4	15:18.553							
6	1:53.371				148.5	17:11.924							
7	<b>1:51.530</b>				150.9	19:03.454							
<b>38</b> Patrick D'Aubrey FR													
March 761													
1	3:05.164	1:26.154	56.103	42.907	88.1	3:05.164							
2	2:00.834	35.139	47.312	38.383	139.3	5:05.998							
3	<b>1:54.984</b>	32.814	43.686	38.484	146.4	7:00.982							
4	2:12.618 B	32.895	48.147	51.576	126.9	9:13.600							
5	5:28.821	4:09.509	42.349	36.963	51.2	14:42.421							
6	2:00.350 B	31.472	41.895	46.983	139.8	16:42.771							
7	2:46.769	1:30.147	41.307	<b>35.315</b>	100.9	19:29.540							
8	1:57.685 B	<b>30.940</b>	<b>40.778</b>	45.967	143.0	21:27.225							
9	3:19.563 B	1:51.717	41.363	46.483	84.3	24:46.788							
<b>77</b> Steve Hartley GB													
McLaren MP4/1													
1	6:24.481	5:02.090	44.838	37.553	42.4	6:24.481							
2	1:49.351	31.536	41.697	36.118	153.9	8:13.832							
3	1:48.343	30.335	42.309	35.699	155.3	10:02.175							
4	1:45.533	30.303	40.129	35.101	159.5	11:47.708							
5	1:43.810	29.678	39.584	34.548	162.1	13:31.518							
6	2:03.482 B	29.744	40.406	53.332	136.3	15:35.000							
7	4:40.267	3:25.304	40.123	34.840	60.0	20:15.267							
8	1:44.664	29.622	40.301	34.741	160.8	21:59.931							
9	1:44.252	29.920	39.353	34.979	161.4	23:44.183							



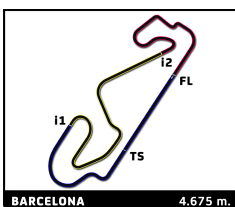
# MASTERS RACING LEGENDS FEATURING CIRCUIT DE BARCELONA-CATALUNYA

Free Practice

## Sector Analysis

— Invalidated Lap    
 ■ Personal Best    
 ■ Session Best    
 **B** Crossing the pit lane

Lap	Time	Sector 1	Sector 2	Sector 3	Kph	Elapsed	Lap	Time	Sector 1	Sector 2	Sector 3	Kph	Elapsed
10	1:43.240	29.601	39.211	34.428	163.0	25:27.423							



# MASTERS RACING LEGENDS FEATURING

## CIRCUIT DE BARCELONA-CATALUNYA

### Qualifying

### Final Classification

No	Driver	Nat	Team	Car	Cl.	Time	Lap Total	Gap	Kph
1	77 Steve Hartley	GB		McLaren MP4/1	Head	<b>1:42.208</b>	5 10	-	<b>164.7</b>
2	7 Mike Cantillon	IE		Williams FW07C	Head	<b>1:43.222</b>	9 10	+1.014	<b>163.0</b>
3	6 Lukas Halusa	AT		Williams FW08	Head	<b>1:43.504</b>	8 9	+1.296	<b>162.6</b>
4	37 Christophe D'Ansembourg	BE		Williams FW07C	Head	<b>1:44.291</b>	8 9	+2.083	<b>161.4</b>
5	12 Steve Brooks	GB		Lotus 91	Head	<b>1:44.729</b>	8 11	+2.521	<b>160.7</b>
6	16 Mark Hazell	GB		Williams FW08C	Lauda	<b>1:46.161</b>	4 12	+3.953	<b>158.5</b>
7	38 Patrick D'Aubrey	FR		March 761	Fittipaldi	<b>1:46.718</b>	11 11	+4.510	<b>157.7</b>
8	5 Jonathan Holtzman	US		Tyrrell P-34	Fittipaldi	<b>1:48.769</b>	5 8	+6.561	<b>154.7</b>
9	71 Vincent Rivet	FR		March 811	Head	<b>1:49.545</b>	10 13	+7.337	<b>153.6</b>
10	22 James Hagan	IE		Hesketh 308	Fittipaldi	<b>1:49.747</b>	9 11	+7.539	<b>153.4</b>
11	31 Peter Williams	GB		LEC CRP1	Fittipaldi	<b>1:50.615</b>	10 11	+8.407	<b>152.1</b>
12	30 David Abbott	GB		Arrows A4	Head	<b>1:55.393</b>	9 10	+13.185	<b>145.8</b>
13	9 Robert Blain	US		March 761	Fittipaldi	<b>1:55.997</b>	6 8	+13.789	<b>145.1</b>
<b>Max. qual. time: 2:12.870</b>									
15	Michel Baudoin	FR		March 821	Head	<b>2:18.476</b>	2 5		<b>121.5</b>
8	Mark Higson	GB		McLaren MP4/1B	Head		7		

<b>Fastest Lap:</b>	Lap 5	Steve Hartley	<b>1:42.208</b>	164.7 Kph
---------------------	-------	---------------	-----------------	-----------

#8 - CANCELLATION OF ALL LAP TIMES DUE TO STEWARDS DECISION N.1

Track Status: **DRY**

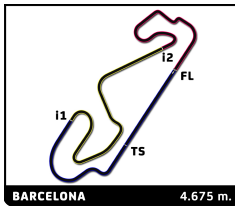
Published at: .....

**Stewards:**

MARC VAN GEEL JORDI PARRO XAVIER NAVÈS

**Timekeeper:**





# MASTERS RACING LEGENDS FEATURING

**Amended**

## CIRCUIT DE BARCELONA-CATALUNYA

### Qualifying

### Provisional Classification by Class

No Driver	Nat	Team	Car	Time	Lap Total	Gap	Kph
<b>Fittipaldi</b>							
1 38	FR		March 761	<b>1:46.718</b>	11 11		<b>157.7</b>
2 5	US		Tyrrell P-34	<b>1:48.769</b>	5 8	+2.051 +2.051	<b>154.7</b>
3 22	IE		Hesketh 308	<b>1:49.747</b>	9 11	+3.029 +0.978	<b>153.4</b>
4 31	GB		LEC CRP1	<b>1:50.615</b>	10 11	+3.897 +0.868	<b>152.1</b>
5 9	US		March 761	<b>1:55.997</b>	6 8	+9.279 +5.382	<b>145.1</b>
<b>Lauda</b>							
1 16	GB		Williams FW08C	<b>1:46.161</b>	4 12		<b>158.5</b>
<b>Head</b>							
1 77	GB		McLaren MP4/1	<b>1:42.208</b>	5 10		<b>164.7</b>
2 7	IE		Williams FW07C	<b>1:43.222</b>	9 10	+1.014 +1.014	<b>163.0</b>
3 6	AT		Williams FW08	<b>1:43.504</b>	8 9	+1.296 +0.282	<b>162.6</b>
4 37	BE		Williams FW07C	<b>1:44.291</b>	8 9	+2.083 +0.787	<b>161.4</b>
5 12	GB		Lotus 91	<b>1:44.729</b>	8 11	+2.521 +0.438	<b>160.7</b>
6 71	FR		March 811	<b>1:49.545</b>	10 13	+7.337 +4.816	<b>153.6</b>
7 30	GB		Arrows A4	<b>1:55.393</b>	9 10	+13.185 +5.848	<b>145.8</b>
<b>Max. qual. time: 2:12.870</b>							
15	FR		March 821	<b>2:18.476</b>	2 5		<b>121.5</b>
8	GB		McLaren MP4/1B		7		

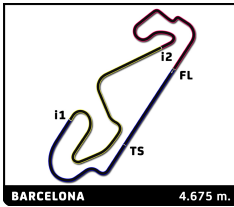
#8 - CANCELLATION OF ALL LAP TIMES DUE TO STEWARDS DECISION N.1

Published at: .....

Track Status: **DRY**

Race Director:

Timekeeper:



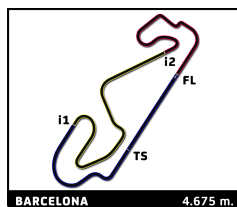
## MASTERS RACING LEGENDS FEATURIN

### CIRCUIT DE BARCELONA-CATALUNYA

#### Qualifying

#### Best Sector Times

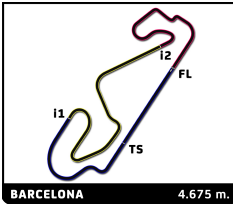
Sector 1			Sector 2			Sector 3			Ideal Lap	Best Lap					
Pos	No	Driver	Time	No	Driver	Time	No	Driver				Time			
1	77	S.Hartley	29.232	7	M.Cantillon	38.656	77	S.Hartley	34.136	1	77	S.Hartley	1:42.175	1:42.208	(1)
2	12	S.Brooks	29.497	77	S.Hartley	38.807	6	L.Halusa	34.173	2	7	M.Cantillon	1:43.031	1:43.222	(2)
3	37	C.D'Ansembourg	29.529	37	C.D'Ansembourg	39.230	7	M.Cantillon	34.622	3	6	L.Halusa	1:43.488	1:43.504	(3)
4	6	L.Halusa	29.742	6	L.Halusa	39.573	16	M.Hazell	35.018	4	37	C.D'Ansembourg	1:43.948	1:44.291	(4)
5	7	M.Cantillon	29.753	12	S.Brooks	39.688	37	C.D'Ansembourg	35.189	5	12	S.Brooks	1:44.519	1:44.729	(5)
6	16	M.Hazell	30.077	16	M.Hazell	40.519	38	P.D'Aubreby	35.243	6	16	M.Hazell	1:45.614	1:46.161	(6)
7	38	P.D'Aubreby	30.551	38	P.D'Aubreby	40.791	12	S.Brooks	35.334	7	38	P.D'Aubreby	1:46.585	1:46.718	(7)
8	8	M.Higson	30.611	5	J.Holtzman	41.285	71	V.Rivet	35.821	8	5	J.Holtzman	1:47.884	1:48.769	(8)
9	5	J.Holtzman	30.640	8	M.Higson	41.536	5	J.Holtzman	35.959	9	71	V.Rivet	1:48.843	1:49.545	(9)
10	71	V.Rivet	31.156	71	V.Rivet	41.866	22	J.Hagan	36.199	10	8	M.Higson	1:49.198	1:50.178	(11)
11	22	J.Hagan	31.197	22	J.Hagan	41.918	31	P.Williams	36.673	11	22	J.Hagan	1:49.314	1:49.747	(10)
12	31	P.Williams	31.257	31	P.Williams	42.440	8	M.Higson	37.051	12	31	P.Williams	1:50.370	1:50.615	(12)
13	30	D.Abbott	32.374	9	R.Blain	43.875	9	R.Blain	38.807	13	9	R.Blain	1:55.122	1:55.997	(14)
14	9	R.Blain	32.440	30	D.Abbott	43.932	30	D.Abbott	39.087	14	30	D.Abbott	1:55.393	1:55.393	(13)
15	15	M.Baudoin	40.765	15	M.Baudoin	50.954	15	M.Baudoin	42.347	15	15	M.Baudoin	2:14.066	2:18.476	(15)



## MASTERS RACING LEGENDS FEATURING CIRCUIT DE BARCELONA-CATALUNYA After Qualifying

Event maximum speed

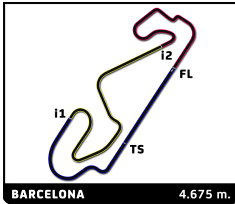
No	Driver	Team	Car	Class	Top Speed	Lap	Session
5	Jonathan Holtzman		Tyrrell P-34	Fittipaldi	<b>271.1</b>	4	Qualifying
22	James Hagan		Hesketh 308	Fittipaldi	<b>269.8</b>	5	Free Practice
12	Steve Brooks		Lotus 91	Head	<b>269.1</b>	11	Free Practice
38	Patrick D'Aubreby		March 761	Fittipaldi	<b>269.1</b>	8	Free Practice
6	Lukas Halusa		Williams FW08	Head	<b>268.4</b>	4	Qualifying
9	Robert Blain		March 761	Fittipaldi	<b>265.2</b>	6	Qualifying
8	Mark Higson		McLaren MP4/1B	Head	<b>263.9</b>	5	Qualifying
37	Christophe D'Ansembourg		Williams FW07C	Head	<b>263.2</b>	5	Qualifying
16	Mark Hazell		Williams FW08C	Lauda	<b>261.3</b>	6	Free Practice
31	Peter Williams		LEC CRP1	Fittipaldi	<b>260.1</b>	3	Qualifying
71	Vincent Rivet		March 811	Head	<b>259.5</b>	6	Qualifying
7	Mike Cantillon		Williams FW07C	Head	<b>258.9</b>	4	Qualifying
30	David Abbott		Arrows A4	Head	<b>254.0</b>	7	Qualifying



**MASTERS RACING LEGENDS FEATURING**  
**CIRCUIT DE BARCELONA-CATALUNYA**  
Qualifying

Fastest Lap Sequence

Elapsed	No Driver	Team	Car	Class	Time	Kph	Lap
4:01.093	16 Mark Hazell		Williams FW08C	Lauda	<b>1:53.203</b>	148.7	2
4:08.484	38 Patrick D'Aubrey		March 761	Fittipaldi	<b>1:48.220</b>	155.5	2
5:07.499	77 Steve Hartley		McLaren MP4/1	Head	<b>1:47.096</b>	157.1	2
5:48.132	16 Mark Hazell		Williams FW08C	Lauda	<b>1:47.039</b>	157.2	3
6:23.859	12 Steve Brooks		Lotus 91	Head	<b>1:45.286</b>	159.9	3
8:36.943	77 Steve Hartley		McLaren MP4/1	Head	<b>1:43.039</b>	163.3	4
10:19.151	77 Steve Hartley		McLaren MP4/1	Head	<b>1:42.208</b>	164.7	5



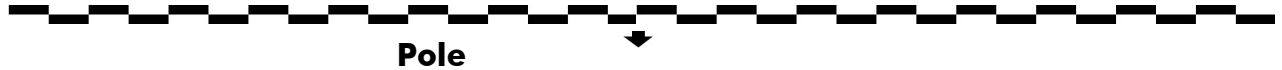
# MASTERS RACING LEGENDS FEATURIN

## CIRCUIT DE BARCELONA-CATALUNYA

Race 1 (25 Minutes)

### Starting Grid

Mark Higson	8	- 8 -		
1:55.997				2:18.476
Robert Blain	9	- 7 -	15	Michel Baudoin
1:50.615				1:55.393
Peter Williams	31	- 6 -	30	David Abbott
1:49.545				1:49.747
Vincent Rivet	71	- 5 -	22	James Hagan
1:46.718				1:48.769
Patrick D'Aubreby	38	- 4 -	5	Jonathan Holtzman
1:44.729				1:46.161
Steve Brooks	12	- 3 -	16	Mark Hazell
1:43.504				1:44.291
Lukas Halusa	6	- 2 -	37	Christophe D'Ansembourg
1:42.208				1:43.222
Steve Hartley	77	- 1 -	7	Mike Cantillon



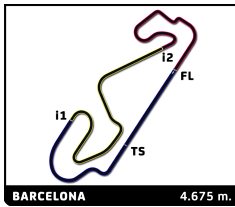
Pole

Published at: .....

**Stewards:**

MARC VAN GEEL    JORDI PARRO    XAVIER NAVÈS

**Timekeeper:**



# MASTERS RACING LEGENDS FEATURING F1 CAR

CIRCUIT DE BARCELONA-CATALUNYA

Race 1 (25 Minutes)

Final Classification

No	Driver	Nat	Team	Car	Cl.	Laps	Total Time	Gap	Kph	Best Lap		
										Lap	Time	Kph
1	77 Steve Hartley	GB		McLaren MP4/1	Head	15	<b>26:10.619</b>	-	160.4	2	<b>1:43.486</b>	162.6
2	7 Mike Cantillon	IE		Williams FW07C	Head	15	<b>26:12.341</b>	+1.722	160.2	2	<b>1:43.851</b>	162.1
3	6 Lukas Halusa	AT		Williams FW08	Head	15	<b>26:18.330</b>	+7.711	159.6	5	<b>1:43.404</b>	162.8
4	37 Christophe D'Ansembourg	BE		Williams FW07C	Head	15	<b>26:55.085</b>	+44.466	156.0	2	<b>1:45.517</b>	159.5
5	12 Steve Brooks	GB		Lotus 91	Head	15	<b>26:58.168</b>	+47.549	155.7	4	<b>1:46.658</b>	157.8
6	16 Mark Hazell	GB		Williams FW08C	Lauda	15	<b>27:01.297</b>	+50.678	155.4	5	<b>1:46.712</b>	157.7
7	38 Patrick D'Aubrey	FR		March 761	Fittipaldi	15	<b>27:15.418</b>	+1:04.799	154.0	8	<b>1:47.413</b>	156.7
8	22 James Hagan	IE		Hesketh 308	Fittipaldi	15	<b>27:47.378</b>	+1:36.759	151.1	5	<b>1:49.353</b>	153.9
9	8 Mark Higson	GB		McLaren MP4/1B	Head	15	<b>27:57.444</b>	+1:46.825	150.2	7	<b>1:49.166</b>	154.2
10	71 Vincent Rivet	FR		March 811	Head	14	<b>26:15.344</b>	1 Lap	149.2	2	<b>1:49.917</b>	153.1
11	31 Peter Williams	GB		LEC CRP1	Fittipaldi	14	<b>26:29.458</b>	1 Lap	147.9	9	<b>1:49.922</b>	153.1
12	9 Robert Blain	US		March 761	Fittipaldi	14	<b>27:17.855</b>	1 Lap	143.5	4	<b>1:54.380</b>	147.1
13	30 David Abbott	GB		Arrows A4	Head	14	<b>27:20.447</b>	1 Lap	143.3	3	<b>1:54.248</b>	147.3
<b>Not classified</b>												
5	Jonathan Holtzman	US		Tyrrell P-34	Fittipaldi	9	<b>17:24.928</b>			5	<b>1:49.570</b>	153.6
15	Michel Baudoin	FR		March 821	Head	3	<b>7:06.679</b>			2	<b>2:09.740</b>	129.7

**Pole Position:**

Steve Hartley

**1:42.208**

164.7 Kph

**Fastest Lap:**

Lap5

Lukas Halusa


**1:43.404**

162.8 Kph

Published at: .....

Track Status: **DRY**

<p><b>Stewards:</b> MARC VAN GEEL    JORDI PARRO    XAVIER NAVÈS</p>	<p><b>Timekeeper:</b></p>
--	---------------------------



# MASTERS RACING LEGENDS FEATURING

## CIRCUIT DE BARCELONA-CATALUNYA

### Race 1 (25 Minutes)

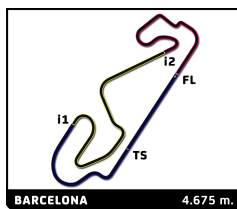
### Final Classification by Class

No	Driver	Nat	Team	Car	Laps	Total Time	Gap	Kph	Best Lap		
									Lap	Time	Kph
<b>Fittipaldi</b>											
1	38 Patrick D'Aubreby	FR		March 761	15	<b>27:15.418</b>		154.0	8	<b>1:47.413</b>	156.7
2	22 James Hagan	IE		Hesketh 308	15	<b>27:47.378</b>	+31.960	151.1	5	<b>1:49.353</b>	153.9
3	31 Peter Williams	GB		LEC CRP1	14	<b>26:29.458</b>	1 Lap	147.9	9	<b>1:49.922</b>	153.1
4	9 Robert Blain	US		March 761	14	<b>27:17.855</b>	1 Lap	143.5	4	<b>1:54.380</b>	147.1
<b>Not classified</b>											
5	Jonathan Holtzman	US		Tyrrell P-34	9	<b>17:24.928</b>	6 Laps		5	<b>1:49.570</b>	153.6
<b>Lauda</b>											
1	16 Mark Hazell	GB		Williams FW08C	15	<b>27:01.297</b>		155.4	5	<b>1:46.712</b>	157.7
<b>Head</b>											
1	77 Steve Hartley	GB		McLaren MP4/1	15	<b>26:10.619</b>		160.4	2	<b>1:43.486</b>	162.6
2	7 Mike Cantillon	IE		Williams FW07C	15	<b>26:12.341</b>	+1.722	160.2	2	<b>1:43.851</b>	162.1
3	6 Lukas Halusa	AT		Williams FW08	15	<b>26:18.330</b>	+7.711	159.6	5	<b>1:43.404</b>	162.8
4	37 Christophe D'Ansembourg	BE		Williams FW07C	15	<b>26:55.085</b>	+44.466	156.0	2	<b>1:45.517</b>	159.5
5	12 Steve Brooks	GB		Lotus 91	15	<b>26:58.168</b>	+47.549	155.7	4	<b>1:46.658</b>	157.8
6	8 Mark Higson	GB		McLaren MP4/1B	15	<b>27:57.444</b>	+1:46.825	150.2	7	<b>1:49.166</b>	154.2
7	71 Vincent Rivet	FR		March 811	14	<b>26:15.344</b>	1 Lap	149.2	2	<b>1:49.917</b>	153.1
8	30 David Abbott	GB		Arrows A4	14	<b>27:20.447</b>	1 Lap	143.3	3	<b>1:54.248</b>	147.3
<b>Not classified</b>											
15	Michel Baudoin	FR		March 821	3	<b>7:06.679</b>	12 Laps		2	<b>2:09.740</b>	129.7

Published at: .....

Track Status: **DRY**

<b>Stewards:</b> MARC VAN GEEL    JORDI PARRO    XAVIER NAVÈS	<b>Timekeeper:</b>
--	--------------------



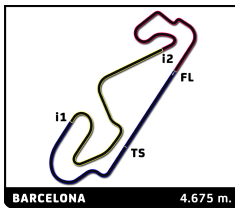
**MASTERS RACING LEGENDS FEATURING**  
**CIRCUIT DE BARCELONA-CATALUNYA**

Race 1

Lap Chart

No	Pos	Grid	Lap														
			1	2	3	4	5	6	7	8	9	10	11	12	13	14	15
77	1	77	77	77	77	77	77	77	77	77	77	77	77	77	77	77	77
7	2	7	7	7	7	7	7	7	7	7	7	7	7	7	7	7	7
6	3	6	37	37	6	6	6	6	6	6	6	6	6	6	6	6	6
37	4	37	6	6	37	37	37	37	37	37	37	37	37	37	37	37	37
12	5	12	12	12	12	12	12	12	12	12	12	12	12	12	12	12	12
16	6	16	16	16	16	16	16	16	16	16	16	16	16	16	16	16	16
38	7	38	38	38	38	38	38	38	38	38	38	38	38	38	38	38	38
5	8	5	71	71	71	71	71	5	5	5	22	22	22	22	22	22	22
71	9	71	5	5	5	5	5	22	22	22	71	71	71	8	8	8	8
22	10	22	22	22	22	22	22	71	71	71	8	8	8	71	71	71	71
31	11	31	31	8	8	8	8	8	8	8	31	31	31	31	31	31	31
30	12	30	8	31	31	31	31	31	31	31	5	9	9	9	9	9	9
9	13	9	30	30	30	9	9	9	9	9	9	30	30	30	30	30	30
15	14	15	9	9	9	30	30	30	30	30	30	30	30	30	30	30	30
8	15	8	15	15	15	15	15	15	15	15	15	15	15	15	15	15	15





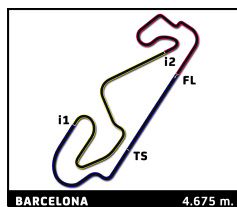
## MASTERS RACING LEGENDS FEATURIN

### CIRCUIT DE BARCELONA-CATALUNYA

#### Race 1

#### Best Sector Times

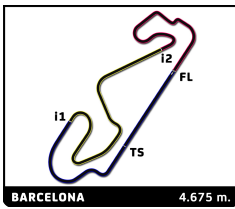
Sector 1			Sector 2			Sector 3			Ideal Lap	Best Lap					
Pos	No	Driver	Time	No	Driver	Time	No	Driver				Time			
1	77	S.Hartley	29.404	7	M.Cantillon	39.070	6	L.Halusa	34.268	1	7	M.Cantillon	1:43.137	1:43.851	(3)
2	7	M.Cantillon	29.430	77	S.Hartley	39.104	7	M.Cantillon	34.637	2	77	S.Hartley	1:43.172	1:43.486	(2)
3	6	L.Halusa	29.593	6	L.Halusa	39.486	77	S.Hartley	34.664	3	6	L.Halusa	1:43.347	1:43.404	(1)
4	37	C.D'Ansembourg	29.786	37	C.D'Ansembourg	39.938	37	C.D'Ansembourg	35.160	4	37	C.D'Ansembourg	1:44.884	1:45.517	(4)
5	12	S.Brooks	29.870	12	S.Brooks	40.577	38	P.D'Aubreby	35.562	5	12	S.Brooks	1:46.072	1:46.658	(5)
6	16	M.Hazell	30.142	16	M.Hazell	40.620	16	M.Hazell	35.583	6	16	M.Hazell	1:46.345	1:46.712	(6)
7	8	M.Higson	30.602	38	P.D'Aubreby	40.918	12	S.Brooks	35.625	7	38	P.D'Aubreby	1:47.207	1:47.413	(7)
8	38	P.D'Aubreby	30.727	22	J.Hagan	41.507	8	M.Higson	35.990	8	8	M.Higson	1:48.182	1:49.166	(8)
9	31	P.Williams	30.988	8	M.Higson	41.590	5	J.Holtzman	36.159	9	5	J.Holtzman	1:49.282	1:49.570	(10)
10	22	J.Hagan	31.005	71	V.Rivet	41.842	71	V.Rivet	36.296	10	22	J.Hagan	1:49.283	1:49.353	(9)
11	5	J.Holtzman	31.123	5	J.Holtzman	42.000	31	P.Williams	36.707	11	71	V.Rivet	1:49.421	1:49.917	(11)
12	71	V.Rivet	31.283	31	P.Williams	42.078	22	J.Hagan	36.771	12	31	P.Williams	1:49.773	1:49.922	(12)
13	9	R.Blain	31.647	30	D.Abbott	43.618	30	D.Abbott	37.981	13	30	D.Abbott	1:53.402	1:54.248	(13)
14	30	D.Abbott	31.803	9	R.Blain	43.690	9	R.Blain	38.355	14	9	R.Blain	1:53.692	1:54.380	(14)
15	15	M.Baudoin	38.468	15	M.Baudoin	48.402	15	M.Baudoin	41.637	15	15	M.Baudoin	2:08.507	2:09.740	(15)



## MASTERS RACING LEGENDS FEATURING CIRCUIT DE BARCELONA-CATALUNYA After Race 1

Event maximum speed

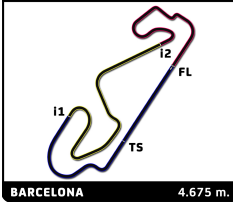
No Driver	Team	Car	Class	Top Speed	Lap	Session
6 Lukas Halusa		Williams FW08	Head	<b>275.2</b>	13	Race 1
7 Mike Cantillon		Williams FW07C	Head	<b>273.9</b>	14	Race 1
22 James Hagan		Hesketh 308	Fittipaldi	<b>273.2</b>	3	Race 1
5 Jonathan Holtzman		Tyrrell P-34	Fittipaldi	<b>273.2</b>	5	Race 1
77 Steve Hartley		McLaren MP4/1	Head	<b>273.2</b>	13	Race 1
37 Christophe D'Ansembourg		Williams FW07C	Head	<b>272.5</b>	13	Race 1
12 Steve Brooks		Lotus 91	Head	<b>270.4</b>	12	Race 1
38 Patrick D'Aubrey		March 761	Fittipaldi	<b>270.4</b>	5	Race 1
8 Mark Higson		McLaren MP4/1B	Head	<b>269.8</b>	13	Race 1
31 Peter Williams		LEC CRP1	Fittipaldi	<b>267.8</b>	14	Race 1
16 Mark Hazell		Williams FW08C	Lauda	<b>267.1</b>	12	Race 1
9 Robert Blain		March 761	Fittipaldi	<b>266.5</b>	4	Race 1
30 David Abbott		Arrows A4	Head	<b>265.2</b>	11	Race 1
71 Vincent Rivet		March 811	Head	<b>263.2</b>	13	Race 1
15 Michel Baudoin		March 821	Head	<b>200.6</b>	2	Race 1



**MASTERS RACING LEGENDS FEATURING**  
**CIRCUIT DE BARCELONA-CATALUNYA**  
Race 1

Leader Sequence by Class

No	Driver	Team	Car	Start Lap	End Lap	Laps	Total Laps
<b>Fittipaldi</b>							
38	Patrick D'Aubrey		March 761	1	15	15	15
<b>Head</b>							
77	Steve Hartley		McLaren MP4/1	1	15	15	15
<b>Lauda</b>							
16	Mark Hazell		Williams FW08C	1	15	15	15

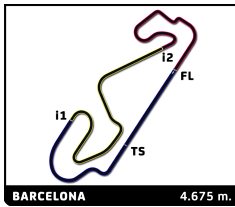


**MASTERS RACING LEGENDS FEATURING**  
CIRCUIT DE BARCELONA-CATALUNYA  
Race 1

Fastest Lap Sequence

Elapsed	No Driver	Team	Car	Class	Time	Kph	Lap
3:31.785	77 Steve Hartley		McLaren MP4/1	Head	<b>1:43.486</b>	162.6	2
8:48.372	6 Lukas Halusa		Williams FW08	Head	<b>1:43.404</b>	162.8	5





# MASTERS RACING LEGENDS FEATURING F1 CAR

## CIRCUIT DE BARCELONA-CATALUNYA

Race 2 (25 Minutes)

### Final Classification

No	Driver	Nat	Team	Car	Cl.	Laps	Total Time	Gap	Kph	Best Lap		
										Lap	Time	Kph
1	6 Lukas Halusa	AT		Williams FW08	Head	11	<b>24:46.793</b>	-	124.2	7	<b>1:45.732</b>	159.2
2	7 Mike Cantillon	IE		Williams FW07C	Head	11	<b>24:48.329</b>	+1.536	124.0	7	<b>1:45.683</b>	159.2
3	77 Steve Hartley	GB		McLaren MP4/1	Head	11	<b>24:48.911</b>	+2.118	124.0	7	<b>1:45.459</b>	159.6
4	16 Mark Hazell	GB		Williams FW08C	Lauda	11	<b>24:49.320</b>	+2.527	124.0	6	<b>1:47.642</b>	156.4
5	37 Christophe D'Ansembourg	BE		Williams FW07C	Head	11	<b>24:50.508</b>	+3.715	123.9	7	<b>1:45.808</b>	159.1
6	38 Patrick D'Aubreyby	FR		March 761	Fittipaldi	11	<b>24:53.225</b>	+6.432	123.6	5	<b>1:49.938</b>	153.1
7	8 Mark Higson	GB		McLaren MP4/1B	Head	11	<b>24:54.251</b>	+7.458	123.5	6	<b>1:50.127</b>	152.8
8	71 Vincent Rivet	FR		March 811	Head	11	<b>24:54.829</b>	+8.036	123.5	7	<b>1:55.253</b>	146.0
9	31 Peter Williams	GB		LEC CRP1	Fittipaldi	11	<b>24:55.809</b>	+9.016	123.4	5	<b>1:56.895</b>	144.0
10	5 Jonathan Holtzman	US		Tyrrell P-34	Fittipaldi	10	<b>25:15.932</b>	1 Lap	110.7	6	<b>1:50.298</b>	152.6
<b>Not classified</b>												
12	Steve Brooks	GB		Lotus 91	Head	7	<b>14:56.153</b>			6	<b>1:47.295</b>	156.9
9	Robert Blain	US		March 761	Fittipaldi	7	<b>18:27.742</b>			5	<b>1:56.840</b>	144.0
30	David Abbott	GB		Arrows A4	Head	4	<b>10:11.763</b>			3	<b>2:25.560</b>	115.6

**Pole Position:**

Steve Brooks

**Fastest Lap:**

Lap7

Steve Hartley

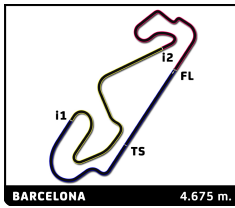
**1:45.459**

159.6 Kph

Published at: .....

Track Status: **WET**

<b>Stewards:</b> MARC VAN GEEL    JORDI PARRO    XAVIER NAVÈS	<b>Timekeeper:</b>
--	--------------------



# MASTERS RACING LEGENDS FEATURING

## CIRCUIT DE BARCELONA-CATALUNYA

### Race 2 (25 Minutes)

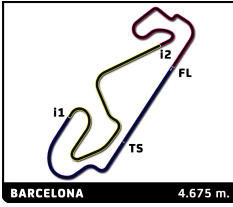
### Provisional Classification by Class

No	Driver	Nat	Team	Car	Laps	Total Time	Gap	Kph	Best Lap			
									Lap	Time	Kph	
<b>Fittipaldi</b>												
1	38 Patrick D'Aubrey	FR		March 761	11	<b>24:53.225</b>		123.6	5	<b>1:49.938</b>	153.1	
2	31 Peter Williams	GB		LEC CRP1	11	<b>24:55.809</b>	+2.584	123.4	5	<b>1:56.895</b>	144.0	
3	5 Jonathan Holtzman	US		Tyrrell P-34	10	<b>25:15.932</b>	1 Lap	110.7	6	<b>1:50.298</b>	152.6	
<b>Not classified</b>												
	9 Robert Blain	US		March 761	7	<b>18:27.742</b>	4 Laps		5	<b>1:56.840</b>	144.0	
<b>Lauda</b>												
1	16 Mark Hazell	GB		Williams FW08C	11	<b>24:49.320</b>		124.0	6	<b>1:47.642</b>	156.4	
<b>Head</b>												
1	6 Lukas Halusa	AT		Williams FW08	11	<b>24:46.793</b>		124.2	7	<b>1:45.732</b>	159.2	
2	7 Mike Cantillon	IE		Williams FW07C	11	<b>24:48.329</b>	+1.536	124.0	7	<b>1:45.683</b>	159.2	
3	77 Steve Hartley	GB		McLaren MP4/1	11	<b>24:48.911</b>	+2.118	124.0	7	<b>1:45.459</b>	159.6	
4	37 Christophe D'Ansembourg	BE		Williams FW07C	11	<b>24:50.508</b>	+3.715	123.9	7	<b>1:45.808</b>	159.1	
5	8 Mark Higson	GB		McLaren MP4/1B	11	<b>24:54.251</b>	+7.458	123.5	6	<b>1:50.127</b>	152.8	
6	71 Vincent Rivet	FR		March 811	11	<b>24:54.829</b>	+8.036	123.5	7	<b>1:55.253</b>	146.0	
<b>Not classified</b>												
	12 Steve Brooks	GB		Lotus 91	7	<b>14:56.153</b>	4 Laps		6	<b>1:47.295</b>	156.9	
	30 David Abbott	GB		Arrows A4	4	<b>10:11.763</b>	7 Laps		3	<b>2:25.560</b>	115.6	

Published at: .....

Track Status: **WET**

<b>Race Director</b>	<b>Timekeeper:</b>
----------------------	--------------------



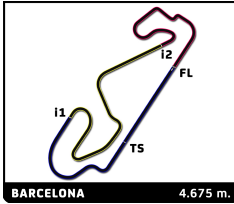
**MASTERS RACING LEGENDS FEATURING**  
**CIRCUIT DE BARCELONA-CATALUNYA**

**Race 2**

**Lap Chart**

No	Pos	Grid	Lap										
			1	2	3	4	5	6	7	8	9	10	11
12	<b>1</b>	12	12	12	12	37	37	37	37	6	6	6	6
37	<b>2</b>	37	37	37	7	7	7	7	7	7	7	7	7
6	<b>3</b>	6	6	6	6	6	6	6	77	77	77	77	77
7	<b>4</b>	7	7	7	77	77	77	77	16	16	16	16	16
77	<b>5</b>	77	77	16	12	12	12	12	12	37	37	37	37
16	<b>6</b>	16	16	16	77	16	16	16	16	38	38	38	38
38	<b>7</b>	38	38	38	38	38	38	38	8	8	8	8	8
8	<b>8</b>	8	8	8	8	8	8	8	8	5	71	71	71
71	<b>9</b>	71	31	31	31	31	5	5	5	71	5	31	31
31	<b>10</b>	31	71	71	71	71	31	31	71	31	31	5	
9	<b>11</b>	9	9	9	9	5	71	71	31				
30	<b>12</b>	30	30	30	5	9	9	9					
5	<b>13</b>	5	5	30	30								

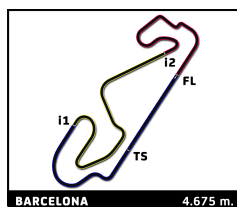




**MASTERS RACING LEGENDS FEATURIN**  
**CIRCUIT DE BARCELONA-CATALUNYA**  
Race 2

Best Sector Times

Sector 1			Sector 2			Sector 3			Ideal Lap	Best Lap					
Pos	No	Driver	Time	No	Driver	Time	No	Driver				Time			
1	7	M.Cantillon	29.781	7	M.Cantillon	39.918	77	S.Hartley	34.788	1	7	M.Cantillon	1:45.378	1:45.683	(2)
2	37	C.D'Ansembourg	29.979	37	C.D'Ansembourg	40.266	6	L.Halusa	34.884	2	77	S.Hartley	1:45.459	1:45.459	(1)
3	77	S.Hartley	30.290	77	S.Hartley	40.381	37	C.D'Ansembourg	35.534	3	6	L.Halusa	1:45.666	1:45.732	(3)
4	6	L.Halusa	30.302	6	L.Halusa	40.480	7	M.Cantillon	35.679	4	37	C.D'Ansembourg	1:45.779	1:45.808	(4)
5	12	S.Brooks	30.349	16	M.Hazell	41.080	12	S.Brooks	35.710	5	12	S.Brooks	1:47.295	1:47.295	(5)
6	16	M.Hazell	30.509	12	S.Brooks	41.236	16	M.Hazell	35.839	6	16	M.Hazell	1:47.428	1:47.642	(6)
7	8	M.Higson	30.847	38	P.D'Aubrey	41.976	38	P.D'Aubrey	36.410	7	38	P.D'Aubrey	1:49.590	1:49.938	(7)
8	38	P.D'Aubrey	31.204	5	J.Holtzman	42.060	5	J.Holtzman	36.449	8	8	M.Higson	1:50.127	1:50.127	(8)
9	5	J.Holtzman	31.654	8	M.Higson	42.729	8	M.Higson	36.551	9	5	J.Holtzman	1:50.163	1:50.298	(9)
10	31	P.Williams	32.116	71	V.Rivet	45.055	71	V.Rivet	37.579	10	71	V.Rivet	1:55.134	1:55.253	(10)
11	71	V.Rivet	32.500	9	R.Blain	45.120	31	P.Williams	38.224	11	31	P.Williams	1:55.675	1:56.895	(12)
12	9	R.Blain	32.546	31	P.Williams	45.335	9	R.Blain	39.174	12	9	R.Blain	1:56.840	1:56.840	(11)
13	30	D.Abbott	36.261	30	D.Abbott	49.532	30	D.Abbott	45.637	13	30	D.Abbott	2:11.430	2:25.560	(13)



## MASTERS RACING LEGENDS FEATURING CIRCUIT DE BARCELONA-CATALUNYA After Race 2

Event maximum speed

No Driver	Team	Car	Class	Top Speed	Lap	Session
6 Lukas Halusa		Williams FW08	Head	<b>275.2</b>	13	Race 1
7 Mike Cantillon		Williams FW07C	Head	<b>273.9</b>	14	Race 1
22 James Hagan		Hesketh 308	Fittipaldi	<b>273.2</b>	3	Race 1
5 Jonathan Holtzman		Tyrrell P-34	Fittipaldi	<b>273.2</b>	5	Race 1
77 Steve Hartley		McLaren MP4/1	Head	<b>273.2</b>	13	Race 1
37 Christophe D'Ansembourg		Williams FW07C	Head	<b>272.5</b>	13	Race 1
12 Steve Brooks		Lotus 91	Head	<b>270.4</b>	12	Race 1
38 Patrick D'Aubrey		March 761	Fittipaldi	<b>270.4</b>	5	Race 1
8 Mark Higson		McLaren MP4/1B	Head	<b>269.8</b>	13	Race 1
31 Peter Williams		LEC CRP1	Fittipaldi	<b>267.8</b>	14	Race 1
16 Mark Hazell		Williams FW08C	Lauda	<b>267.1</b>	12	Race 1
9 Robert Blain		March 761	Fittipaldi	<b>267.1</b>	5	Race 2
30 David Abbott		Arrows A4	Head	<b>265.2</b>	11	Race 1
71 Vincent Rivet		March 811	Head	<b>263.2</b>	13	Race 1
15 Michel Baudoin		March 821	Head	<b>200.6</b>	2	Race 1